

Strathfield Municipal Council

GENERAL PURPOSE FINANCIAL STATEMENTS
for the year ended 30 June 2014



Strathfield Municipal Council

General Purpose Financial Statements

for the financial year ended 30 June 2014

Contents	Page
1. Understanding Council's Financial Statements	2
2. Statement by Councillors & Management	3
3. Primary Financial Statements:	
- Income Statement	4
- Statement of Comprehensive Income	5
- Statement of Financial Position	6
- Statement of Changes in Equity	7
- Statement of Cash Flows	8
4. Notes to the Financial Statements	9
5. Independent Auditor's Reports:	
- On the Financial Statements (Sect 417 [2])	71
- On the Conduct of the Audit (Sect 417 [3])	73

Overview

- (i) These financial statements are General Purpose Financial Statements and cover the consolidated operations for Strathfield Municipal Council.
- (ii) Strathfield Municipal Council is a body politic of NSW, Australia - being constituted as a Local Government area by proclamation and is duly empowered by the Local Government Act (LGA) 1993 of NSW.

Council's Statutory Charter is detailed in Paragraph 8 of the LGA and includes giving Council;

- the ability to provide goods, services & facilities, and to carry out activities appropriate to the current & future needs of the local community and of the wider public,
- the responsibility for administering regulatory requirements under the LGA and
- a role in the management, improvement and development of the resources in the area.

A description of the nature of Council's operations and its principal activities are provided in Note 2(b).

- (iii) All figures presented in these financial statements are presented in Australian Currency.
- (iv) These financial statements were authorised for issue by the Council on 31 October 2014. Council has the power to amend and reissue these financial statements.
-

Strathfield Municipal Council

Notes to the Financial Statements for the financial year ended 30 June 2014

Understanding Council's Financial Statements

Introduction

Each year, individual Local Governments across NSW are required to present a set of audited financial statements to their Council & Community.

What you will find in the Statements

The financial statements set out the financial performance, financial position & cash flows of Council for the financial year ended 30 June 2014.

The format of the financial statements is standard across all NSW Councils and complies with both the accounting & reporting requirements of Australian Accounting Standards and requirements as set down by the Office of Local Government.

About the Councillor/Management Statement

The financial statements must be certified by Senior staff as "presenting fairly" the Council's financial results for the year, and are required to be adopted by Council - ensuring both responsibility for & ownership of the financial statements.

About the Primary Financial Statements

The financial statements incorporate 5 "primary" financial statements:

1. The Income Statement

Summarises Council's financial performance for the year, listing all income & expenses.

This statement also displays Council's original adopted budget to provide a comparison between what was projected and what actually occurred.

2. The Statement of Comprehensive Income

Primarily records changes in the fair values of Council's Infrastructure, Property, Plant & Equipment.

3. The Statement of Financial Position

A 30 June snapshot of Council's financial position indicating its Assets, Liabilities & "Net Wealth".

4. The Statement of Changes in Equity

The overall change for the year (in dollars) of Council's "Net Wealth".

5. The Statement of Cash Flows

Indicates where Council's cash came from and where it was spent.

This statement also displays Council's original adopted budget to provide a comparison between what was projected and what actually occurred.

About the Notes to the Financial Statements

The Notes to the financial statements provide greater detail and additional information on the 5 primary financial statements.

About the Auditor's Reports

Council's financial statements are required to be audited by external accountants (that generally specialize in Local Government).

In NSW, the Auditor provides 2 audit reports:

1. An opinion on whether the financial statements present fairly the Council's financial performance & position, &
2. Their observations on the conduct of the Audit including commentary on the Council's financial performance & financial position.

Who uses the Financial Statements ?

The financial statements are publicly available documents & must be presented at a Council meeting between 7 days & 5 weeks after the date of the Audit Report.

Submissions from the public can be made to Council up to 7 days subsequent to the public presentation of the financial statements.

Council is required to forward an audited set of financial statements to the Office of Local Government.

Strathfield Municipal Council

General Purpose Financial Statements for the financial year ended 30 June 2014

Statement by Councillors and Management made pursuant to Section 413(2)(c) of the Local Government Act 1993 (as amended)

The attached General Purpose Financial Statements have been prepared in accordance with:


- The Local Government Act 1993 (as amended) and the Regulations made thereunder,
- The Australian Accounting Standards and professional pronouncements, and
- The Local Government Code of Accounting Practice and Financial Reporting.

To the best of our knowledge and belief, these Financial Statements:

- present fairly the Council's operating result and financial position for the year, and
- accords with Council's accounting and other records.

We are not aware of any matter that would render the Reports false or misleading in any way.

Signed in accordance with a resolution of Council made on 02 September 2014.



Julian Vaccari
MAYOR



Andrew Sculos
COUNCILLOR



David Backhouse
GENERAL MANAGER



Les O'Donnell
RESPONSIBLE ACCOUNTING OFFICER

Strathfield Municipal Council

Income Statement

for the financial year ended 30 June 2014

Budget ¹ 2014	\$ '000	Notes	Actual 2014	Actual 2013
Income from Continuing Operations				
<i>Revenue:</i>				
20,479	Rates & Annual Charges	3a	20,856	19,587
3,036	User Charges & Fees	3b	3,863	3,269
1,175	Interest & Investment Revenue	3c	1,272	1,648
1,291	Other Revenues	3d	2,264	1,743
1,865	Grants & Contributions provided for Operating Purposes	3e,f	2,616 ²	2,636
1,465	Grants & Contributions provided for Capital Purposes	3e,f	3,781	2,446
<i>Other Income:</i>				
1,975	Net gains from the disposal of assets	5	125	-
-	Net Share of interests in Joint Ventures & Associated Entities using the equity method	19	-	-
31,286	Total Income from Continuing Operations		34,777	31,329
Expenses from Continuing Operations				
13,315	Employee Benefits & On-Costs	4a	12,729	13,233
-	Borrowing Costs	4b	-	-
4,853	Materials & Contracts	4c	7,021	6,159
4,498	Depreciation & Amortisation	4d	4,875	4,755
-	Impairment	4d	-	-
7,193	Other Expenses	4e	7,836	7,314
-	Net Losses from the Disposal of Assets	5	-	55
29,859	Total Expenses from Continuing Operations		32,461	31,516
1,427	Operating Result from Continuing Operations		2,316	(187)
Discontinued Operations				
-	Net Profit/(Loss) from Discontinued Operations	24	-	-
1,427	Net Operating Result for the Year		2,316	(187)
1,427	Net Operating Result attributable to Council		2,316	(187)
-	Net Operating Result attributable to Non-controlling Interests		-	-
(38)	Net Operating Result for the year before Grants and Contributions provided for Capital Purposes		(1,465)	(2,633)

¹ Original Budget as approved by Council - refer Note 16

² Financial Assistance Grants for 13/14 are lower, reflecting a timing difference due to a change in how the grant is paid - refer Note 3 (e)

Strathfield Municipal Council

Statement of Comprehensive Income for the financial year ended 30 June 2014

\$ '000	Notes	Actual 2014	Actual 2013
Net Operating Result for the year (as per Income statement)		2,316	(187)
Other Comprehensive Income:			
Amounts which will not be reclassified subsequently to the Operating Result			
Gain (loss) on revaluation of I,PP&E	20b (ii)	-	1,860
Total Items which will not be reclassified subsequently to the Operating Result		-	1,860
Amounts which will be reclassified subsequently to the Operating Result when specific conditions are met			
Nil		-	-
Total Other Comprehensive Income for the year		-	1,860
Total Comprehensive Income for the Year		2,316	1,673
Total Comprehensive Income attributable to Council		2,316	1,673
Total Comprehensive Income attributable to Non-controlling Interests		-	-

Strathfield Municipal Council

Statement of Financial Position

as at 30 June 2014

\$ '000	Notes	Actual 2014	Actual 2013
ASSETS			
Current Assets			
Cash & Cash Equivalents	6a	10,437	8,206
Investments	6b	21,500	22,000
Receivables	7	2,805	2,098
Inventories	8	40	51
Other	8	150	343
Non-current assets classified as "held for sale"	22	-	-
Total Current Assets		34,932	32,698
Non-Current Assets			
Investments	6b	-	-
Receivables	7	-	-
Inventories	8	-	-
Infrastructure, Property, Plant & Equipment	9	261,374	260,775
Investments accounted for using the equity method	19	-	-
Investment Property	14	-	-
Intangible Assets	25	-	-
Total Non-Current Assets		261,374	260,775
TOTAL ASSETS		296,306	293,473
LIABILITIES			
Current Liabilities			
Payables	10	7,860	7,515
Borrowings	10	-	-
Provisions	10	3,104	2,954
Total Current Liabilities		10,964	10,469
Non-Current Liabilities			
Payables	10	-	-
Borrowings	10	-	-
Provisions	10	170	148
Total Non-Current Liabilities		170	148
TOTAL LIABILITIES		11,134	10,617
Net Assets		285,172	282,856
EQUITY			
Retained Earnings	20	160,156	157,840
Revaluation Reserves	20	125,016	125,016
Council Equity Interest		285,172	282,856
Non-controlling Interests		-	-
Total Equity		285,172	282,856

Strathfield Municipal Council

Statement of Changes in Equity
for the financial year ended 30 June 2014

\$ '000	Notes	Retained Earnings	Reserves (Refer 20b)	Council Interest	Non- controlling Interest	Total Equity
2014						
Opening Balance (as per Last Year's Audited Accounts)		157,840	125,016	282,856	-	282,856
a. Correction of Prior Period Errors	20 (c)	-	-	-	-	-
b. Changes in Accounting Policies (prior year effects)	20 (d)	-	-	-	-	-
Revised Opening Balance (as at 1/7/13)		157,840	125,016	282,856	-	282,856
c. Net Operating Result for the Year		2,316	-	2,316	-	2,316
d. Other Comprehensive Income						
- Revaluations : IPP&E Asset Revaluation Rsve	20b (ii)	-	-	-	-	-
- Revaluations: Other Reserves	20b (ii)	-	-	-	-	-
- Transfers to Income Statement	20b (ii)	-	-	-	-	-
- Impairment (loss) reversal relating to I,PP&E	20b (ii)	-	-	-	-	-
Other Comprehensive Income		-	-	-	-	-
Total Comprehensive Income (c&d)		2,316	-	2,316	-	2,316
e. Distributions to/(Contributions from) Non-controlling Interests		-	-	-	-	-
f. Transfers between Equity		-	-	-	-	-
Equity - Balance at end of the reporting period		160,156	125,016	285,172	-	285,172

\$ '000	Notes	Retained Earnings	Reserves (Refer 20b)	Council Interest	Non- controlling Interest	Total Equity
2013						
Opening Balance (as per Last Year's Audited Accounts)		158,027	123,156	281,183	-	281,183
a. Correction of Prior Period Errors	20 (c)	-	-	-	-	-
b. Changes in Accounting Policies (prior year effects)	20 (d)	-	-	-	-	-
Revised Opening Balance (as at 1/7/12)		158,027	123,156	281,183	-	281,183
c. Net Operating Result for the Year		(187)	-	(187)	-	(187)
d. Other Comprehensive Income						
- Revaluations : IPP&E Asset Revaluation Rsve	20b (ii)	-	1,860	1,860	-	1,860
- Revaluations: Other Reserves	20b (ii)	-	-	-	-	-
- Transfers to Income Statement	20b (ii)	-	-	-	-	-
- Impairment (loss) reversal relating to I,PP&E	20b (ii)	-	-	-	-	-
Other Comprehensive Income		-	1,860	1,860	-	1,860
Total Comprehensive Income (c&d)		(187)	1,860	1,673	-	1,673
e. Distributions to/(Contributions from) Non-controlling Interests		-	-	-	-	-
f. Transfers between Equity		-	-	-	-	-
Equity - Balance at end of the reporting period		157,840	125,016	282,856	-	282,856

Strathfield Municipal Council

Statement of Cash Flows

for the financial year ended 30 June 2014

Budget 2014	\$ '000	Notes	Actual 2014	Actual 2013
Cash Flows from Operating Activities				
Receipts:				
20,479	Rates & Annual Charges		20,822	19,766
3,036	User Charges & Fees		3,797	2,971
1,175	Investment & Interest Revenue Received		1,213	1,919
3,330	Grants & Contributions		6,397	5,082
-	Bonds, Deposits & Retention amounts received		1,507	686
1,291	Other		3,531	1,972
Payments:				
(13,315)	Employee Benefits & On-Costs		(12,508)	(13,272)
(4,853)	Materials & Contracts		(7,281)	(5,814)
-	Bonds, Deposits & Retention amounts refunded		(1,049)	(764)
(7,193)	Other		(9,464)	(7,178)
3,950	Net Cash provided (or used in) Operating Activities	11b	6,965	5,368
Cash Flows from Investing Activities				
Receipts:				
-	Sale of Investment Securities		32,000	46,000
1,975	Sale of Infrastructure, Property, Plant & Equipment		389	566
Payments:				
-	Purchase of Investment Securities		(31,500)	(44,500)
(7,310)	Purchase of Infrastructure, Property, Plant & Equipment		(5,623)	(5,933)
(5,335)	Net Cash provided (or used in) Investing Activities		(4,734)	(3,867)
Cash Flows from Financing Activities				
Nil				
(1,385)	Net Increase/(Decrease) in Cash & Cash Equivalents		2,231	1,501
8,206	plus: Cash & Cash Equivalents - beginning of year	11a	8,206	6,705
6,821	Cash & Cash Equivalents - end of the year	11a	10,437	8,206
Additional Information:				
	plus: Investments on hand - end of year	6b	21,500	22,000
	Total Cash, Cash Equivalents & Investments		31,937	30,206

Please refer to Note 11 for information on the following:

- Non Cash Financing & Investing Activities.
- Financing Arrangements.
- Net cash flow disclosures relating to any Discontinued Operations

Strathfield Municipal Council

Notes to the Financial Statements

for the financial year ended 30 June 2014

Contents of the Notes accompanying the Financial Statements

Note	Details	Page
1	Summary of Significant Accounting Policies	10
2(a)	Council Functions / Activities - Financial Information	25
2(b)	Council Functions / Activities - Component Descriptions	26
3	Income from Continuing Operations	27
4	Expenses from Continuing Operations	32
5	Gains or Losses from the Disposal of Assets	35
6(a)	Cash & Cash Equivalent Assets	36
6(b)	Investments	36
6(c)	Restricted Cash, Cash Equivalents & Investments - Details	37
7	Receivables	39
8	Inventories & Other Assets	40
9(a)	Infrastructure, Property, Plant & Equipment	41
9(b)	Externally Restricted Infrastructure, Property, Plant & Equipment	42
9(c)	Infrastructure, Property, Plant & Equipment - Current Year Impairments	42 n/a
10(a)	Payables, Borrowings & Provisions	42
10(b)	Description of (and movements in) Provisions	43
11	Statement of Cash Flows - Additional Information	44
12	Commitments for Expenditure	45
13	Statement of Performance Measures:	
	13a (i) Local Government Industry Indicators (Consolidated)	46
	13a (ii) Local Government Industry Graphs (Consolidated)	47
14	Investment Properties	49 n/a
15	Financial Risk Management	49
16	Material Budget Variations	53
17	Statement of Developer Contributions	55
18	Contingencies and Other Liabilities/Assets not recognised	58
19	Controlled Entities, Associated Entities & Interests in Joint Ventures	59 n/a
20	Equity - Retained Earnings and Revaluation Reserves	60
21	Financial Result & Financial Position by Fund	60 n/a
22	"Held for Sale" Non Current Assets & Disposal Groups	61 n/a
23	Events occurring after the Reporting Date	61 n/a
24	Discontinued Operations	61 n/a
25	Intangible Assets	61 n/a
26	Reinstatement, Rehabilitation & Restoration Liabilities	61 n/a
27	Fair Value Measurement	62

n/a - not applicable

Strathfield Municipal Council

Notes to the Financial Statements

for the financial year ended 30 June 2014

Note 1. Summary of Significant Accounting Policies

The principal accounting policies adopted by Council in the preparation of these consolidated financial statements are set out below in order to assist in its general understanding.

Under Australian Accounting Standards (AASBs), accounting policies are defined as those specific principles, bases, conventions, rules and practices applied by a reporting entity (in this case Council) in preparing and presenting its financial statements.

(a) Basis of preparation

(i) Background

These financial statements are general purpose financial statements which have been prepared in accordance with;

- Australian Accounting Standards and Australian Accounting Interpretations issued by the Australian Accounting Standards Board,
- the Local Government Act (1993) & Regulation, and
- the Local Government Code of Accounting Practice and Financial Reporting.

For the purpose of preparing these financial statements, Council has been deemed to be a not-for-profit entity.

(ii) Compliance with International Financial Reporting Standards (IFRSs)

Because AASBs are sector neutral, some standards either:

- (a) have local Australian content and prescription that is specific to the Not-For-Profit sector (including Local Government) which are not in compliance with IFRS's, or
- (b) specifically exclude application by Not for Profit entities.

Accordingly in preparing these financial statements and accompanying notes, Council has been unable to comply fully with International Accounting Standards, but has complied fully with Australian Accounting Standards.

Under the Local Government Act (LGA), Regulations and Local Government Code of Accounting Practice & Financial Reporting, it should be noted that Councils in NSW only have a requirement to comply with AASBs.

(iii) New and amended standards adopted by Council

During the current year, the following relevant standards became mandatory for Council and have been adopted:

- AASB 13 Fair Value Measurement
- AASB 119 Employee Benefits

AASB 13 Fair Value Measurement has not affected the assets or liabilities which are to be measured at fair value, however it provides detailed guidance on how to measure fair value in accordance with the accounting standards.

It introduces the concept of highest and best use for non-financial assets and has caused the Council to review their valuation methodology.

The level of disclosures regarding fair value have increased significantly and have been included in the financial statements at Note 27.

AASB 119 Employee Benefits introduced revised definitions for short-term employee benefits.

Whilst the Council has reviewed the annual leave liability to determine the level of annual leave which is expected to be paid more than 12 months after the end of the reporting period, there has been no effect on the amounts disclosed as leave liabilities since Council's existing valuation policy was to discount annual leave payable more than 12 months after the end of the reporting period to present values.

(iv) Early adoption of Accounting Standards

Council has not elected to apply any pronouncements before their operative date in the annual reporting period beginning 1 July 2013.

Refer further to paragraph (ab) relating to a summary of the effects of Standards with future operative dates.

Strathfield Municipal Council

Notes to the Financial Statements for the financial year ended 30 June 2014

Note 1. Summary of Significant Accounting Policies

(v) Basis of Accounting

These financial statements have been prepared under the historical cost convention except for:

- (i) certain financial assets and liabilities at fair value through profit or loss and available-for-sale financial assets which are all valued at fair value.

The accrual basis of accounting has also been applied in their preparation.

(vi) Changes in Accounting Policies

Council's accounting policies have been consistently applied to all the years presented, unless otherwise stated.

There have also been no changes in accounting policies when compared with previous financial statements unless otherwise stated [refer Note 20(d)].

(vii) Critical Accounting Estimates

The preparation of financial statements requires the use of certain critical accounting estimates (in conformity with AASBs).

Accordingly this requires management to exercise its judgement in the process of applying the Council's accounting policies.

Estimates and judgements are continually evaluated and are based on historical experience and other factors, including expectations of future events that may have a financial impact on Council and that are believed to be reasonable under the circumstances.

Critical accounting estimates and assumptions

Council makes estimates and assumptions concerning the future.

The resulting accounting estimates will, by definition, seldom equal the related actual results.

The estimates and assumptions that have a significant risk of causing a material adjustment to the carrying amounts of assets and liabilities within the next financial year are set out below:

- (i) Estimated fair values of infrastructure, property, plant and equipment.

Critical judgements in applying Council's accounting policies

- (i) Impairment of Receivables - Council has made a significant judgement about the impairment of a number of its receivables in Note 7.
- (ii) Projected Section 94 Commitments - Council has used significant judgement in determining future Section 94 income and expenditure in Note 17.

(b) Revenue recognition

Council recognises revenue when the amount of revenue can be reliably measured, it is probable that future economic benefits will flow to it and specific criteria have been met for each of the Council's activities as described below.

Council bases any estimates on historical results, taking into consideration the type of customer, the type of transaction and the specifics of each arrangement.

Revenue is measured at the fair value of the consideration received or receivable.

Revenue is measured on major income categories as follows:

Rates, Annual Charges, Grants and Contributions

Rates, annual charges, grants and contributions (including developer contributions) are recognised as revenues when the Council obtains control over the assets comprising these receipts.

Control over assets acquired from rates and annual charges is obtained at the commencement of the rating year as it is an enforceable debt linked to the rateable property or, where earlier, upon receipt of the rates.

A provision for the impairment on rates receivables has not been established as unpaid rates represent a charge against the rateable property that will be recovered when the property is next sold.

Control over granted assets is normally obtained upon their receipt (or acquittal) or upon earlier notification that a grant has been secured, and is valued at their fair value at the date of transfer.

Strathfield Municipal Council

Notes to the Financial Statements

for the financial year ended 30 June 2014

Note 1. Summary of Significant Accounting Policies

Revenue from Contributions is recognised when the Council either obtains control of the contribution or the right to receive it, **(i)** it is probable that the economic benefits comprising the contribution will flow to the Council and **(ii)** the amount of the contribution can be measured reliably.

Where grants or contributions recognised as revenues during the financial year were obtained on condition that they be expended in a particular manner or used over a particular period and those conditions were undischarged at balance date, the unused grant or contribution is disclosed in Note 3(g).

Note 3(g) also discloses the amount of unused grant or contribution from prior years that was expended on Council's operations during the current year.

The Council has obligations to provide facilities from contribution revenues levied on developers under the provisions of S94 of the EPA Act 1979.

Whilst Council generally incorporates these amounts as part of a Development Consents Order, such developer contributions are only recognised as income upon their physical receipt by Council, due to the possibility that individual Development Consents may not be acted upon by the applicant and accordingly would not be payable to Council.

Developer contributions may only be expended for the purposes for which the contributions were required but the Council may apply contributions according to the priorities established in work schedules.

A detailed Note relating to developer contributions can be found at Note 17.

User Charges, Fees and Other Income

User charges, fees and other income (including parking fees and fines) are recognised as revenue when the service has been provided, the payment is received, or when the penalty has been applied, whichever first occurs.

A provision for the impairment of these receivables is recognised when collection in full is no longer probable.

A liability is recognised in respect of revenue that is reciprocal in nature to the extent that the requisite service has not been provided as at balance date.

Sale of Infrastructure, Property, Plant and Equipment

The profit or loss on sale of an asset is determined when control of the asset has irrevocably passed to the buyer.

Interest and Rents

Rental income is accounted for on a straight-line basis over the lease term.

Interest Income from Cash & Investments is accounted for using the effective interest rate at the date that interest is earned.

Dividend Income

Council does not have any dividend income.

Other Income

Other income is recorded when the payment is due, the value of the payment is notified or the payment is received, whichever occurs first.

(c) Principles of Consolidation

These financial statements incorporate **(i)** the assets and liabilities of Council and any entities (or operations) that it controls (as at 30 June 2014) and **(ii)** all the related operating results (for the financial year ended the 30th June 2014).

(i) The Consolidated Fund

In accordance with the provisions of Section 409(1) of the LGA 1993, all money and property received by Council is held in the Council's Consolidated Fund unless it is required to be held in the Council's Trust Fund.

The Consolidated Fund and other entities through which the Council controls resources to carry on its functions have been included in the financial statements forming part of this report.

The following entities have been included as part of the Consolidated Fund:

Strathfield Municipal Council

Notes to the Financial Statements for the financial year ended 30 June 2014

Note 1. Summary of Significant Accounting Policies

▪ General Purpose Operations

(ii) The Trust Fund

In accordance with the provisions of Section 411 of the Local Government Act 1993 (as amended), a separate and distinct Trust Fund is maintained to account for all money and property received by the Council in trust which must be applied only for the purposes of or in accordance with the trusts relating to those monies.

Trust monies and property subject to Council's control have been included in these statements.

Trust monies and property held by Council but not subject to the control of Council, have been excluded from these statements.

A separate statement of monies held in the Trust Fund is available for inspection at the Council office by any person free of charge.

(iii) Joint Ventures

Council has no interest in any Joint Venture Entities, Assets or Operations.

(iv) Associated Entities

There are no Associated Entities of Council.

(v) County Councils

Council is not a member of any County Councils.

(d) Leases

All Leases entered into by Council are reviewed and classified on inception date as either a Finance Lease or an Operating Lease.

Finance Leases

There are no Finance Leases.

Operating Leases

Leases in which a significant portion of the risks and rewards of ownership are retained by the lessor are classified as operating leases.

Payments made under operating leases (net of any incentives received from the lessor) are charged to the income statement on a straight-line basis over the period of the lease.

Lease income from operating leases is recognised in income on a straight-line basis over the lease term.

(e) Cash and Cash Equivalents

For Statement of Cash Flows (and Statement of Financial Position) presentation purposes, cash and cash equivalents includes;

- cash **on hand**,
- deposits held **at call** with financial institutions,
- other short-term, highly liquid investments **with original maturities of three months or less** that are readily convertible to known amounts of cash and which are subject to an insignificant risk of changes in value.

(f) Investments and Other Financial Assets

Council (in accordance with AASB 139) classifies each of its investments into one of the following categories for measurement purposes:

- **financial assets at fair value through profit or loss**,
- **loans and receivables**,
- **held-to-maturity investments**, and
- **available-for-sale financial assets**.

Each classification depends on the purpose/intention for which the investment was acquired & at the time it was acquired.

Management determines each Investment classification at the time of initial recognition and re-evaluates this designation at each reporting date.

(i) Financial assets at fair value through profit or loss

Council does not have any investments in this category.

Strathfield Municipal Council

Notes to the Financial Statements

for the financial year ended 30 June 2014

Note 1. Summary of Significant Accounting Policies

(ii) Loans and receivables

Council does not have any investments in this category.

(iii) Held-to-maturity investments

Held-to-maturity investments are non-derivative financial assets with fixed or determinable payments and fixed maturities that the Council's management has the positive intention and ability to hold to maturity.

In contrast to the "Loans & Receivables" classification, these investments are generally quoted in an active market.

Held-to-maturity financial assets are included in non-current assets, except for those with maturities less than 12 months from the reporting date, which are classified as current assets.

(iv) Available-for-sale financial assets

Council does not have any investments in this category.

Financial Assets – Reclassification

Council may choose to reclassify a non-derivative trading financial asset out of the held-for-trading category if the financial asset is no longer held for the purpose of selling it in the near term.

Financial assets other than loans and receivables are permitted to be reclassified out of the held-for-trading category only in rare circumstances arising from a single event that is unusual and highly unlikely to recur in the near term.

Council may also choose to reclassify financial assets that would meet the definition of loans and receivables out of the held-for-trading or available-for-sale categories if it has the intention and ability to hold these financial assets for the foreseeable future or until maturity at the date of reclassification.

Reclassifications are made at fair value as of the reclassification date. Fair value becomes the new cost or amortised cost as applicable, and no reversals of fair value gains or losses recorded before reclassification date are subsequently made.

Effective interest rates for financial assets reclassified to loans and receivables and held-to-maturity categories are determined at the reclassification date. Further increases in estimates of cash flows adjust effective interest rates prospectively.

General Accounting & Measurement of Financial Instruments:

(i) Initial Recognition

Investments are initially recognised (and measured) at fair value, plus in the case of investments not at "fair value through profit or loss", directly attributable transactions costs

Purchases and sales of investments are recognised on trade-date - the date on which the Council commits to purchase or sell the asset.

Financial assets are derecognised when the rights to receive cash flows from the financial assets have expired or have been transferred and the Council has transferred substantially all the risks and rewards of ownership.

(ii) Subsequent Measurement

Available-for-sale financial assets and **financial assets at fair value through profit and loss** are subsequently carried at fair value.

Loans and receivables and **held-to-maturity investments** are carried at amortised cost using the effective interest method.

Impairment

Council assesses at each balance date whether there is objective evidence that a financial asset or group of financial assets is impaired.

A financial asset or a group of financial assets is impaired and impairment losses are incurred only if there is objective evidence of impairment as a result of one or more events that occurred after the initial recognition of the asset (a 'loss event') and that loss event (or events) has an impact on the estimated future cash flows of the financial asset or group of financial assets that can be reliably estimated.

Strathfield Municipal Council

Notes to the Financial Statements

for the financial year ended 30 June 2014

Note 1. Summary of Significant Accounting Policies

(iii) Types of Investments

Council has an approved Investment Policy in order to undertake its investment of money in accordance with (and to comply with) Section 625 of the Local Government Act and S212 of the LG (General) Regulation 2005.

Investments are placed and managed in accordance with the Policy and having particular regard to authorised investments prescribed under the Ministerial Local Government Investment Order.

Council maintains its investment Policy in compliance with the Act and ensures that it or its representatives exercise care, diligence and skill that a prudent person would exercise in investing Council funds.

Council amended its policy following revisions to the Ministerial Local Government Investment Order arising from the Cole Inquiry recommendations. Certain investments that Council holds are no longer prescribed (eg. managed funds), however they have been retained under grandfathering provisions of the Order. These will be disposed of when most financially advantageous to Council.

(g) Fair value estimation

The fair value of financial assets and financial liabilities must be estimated for recognition and measurement or for disclosure purposes.

The fair value of financial instruments traded in active markets is based on quoted market prices at the balance sheet date.

The fair value of financial instruments that are not traded in an active market is determined using valuation techniques.

Council uses a variety of methods and makes assumptions that are based on market conditions existing at each balance date.

Quoted market prices or dealer quotes for similar instruments are used for long-term debt instruments held.

If the market for a financial asset is not active (and for unlisted securities), the Council establishes fair value by using valuation techniques.

These include reference to the fair values of recent arm's length transactions, involving the same instruments or other instruments that are substantially the same, discounted cash flow analysis, and option pricing models refined to reflect the issuer's specific circumstances.

The nominal value less estimated credit adjustments of trade receivables and payables are assumed to approximate their fair values.

The fair value of financial liabilities for disclosure purposes is estimated by discounting the future contractual cash flows at the current market interest rate that is available to the Council for similar financial instruments.

(h) Receivables

Receivables are initially recognised at fair value and subsequently measured at amortised cost, less any provision for impairment.

Receivables (excluding Rates & Annual Charges) are generally due for settlement no more than 30 days from the date of recognition.

The collectibility of receivables is reviewed on an ongoing basis. Debts which are known to be uncollectible are written off in accordance with Council's policy.

A provision for impairment (ie. an allowance account) relating to receivables is established when there is objective evidence that the Council will not be able to collect all amounts due according to the original terms of each receivable.

The amount of the provision is the difference between the asset's carrying amount and the present value of estimated future cash flows, discounted at the effective interest rate.

Impairment losses are recognised in the Income Statement within other expenses.

When a receivable for which an impairment allowance had been recognised becomes uncollectible in a subsequent period, it is written off against the allowance account.

Strathfield Municipal Council

Notes to the Financial Statements

for the financial year ended 30 June 2014

Note 1. Summary of Significant Accounting Policies

Subsequent recoveries of amounts previously written off are credited against other expenses in the income statement.

(i) Inventories

Raw Materials and Stores, Work in Progress and Finished Goods

Raw materials and stores, work in progress and finished goods in respect of business undertakings are all stated at the lower of cost and net realisable value.

Cost comprises direct materials, direct labour and an appropriate proportion of variable and fixed overhead expenditure, the latter being allocated on the basis of normal operating capacity.

Costs are assigned to individual items of inventory on the basis of weighted average costs.

Net realisable value is the estimated selling price in the ordinary course of business less the estimated costs of completion and the estimated costs necessary to make the sale.

Land Held for Resale/Capitalisation of Borrowing Costs

Land held for resale is stated at the lower of cost and net realisable value.

Cost is assigned by specific identification and includes the cost of acquisition, and development and borrowing costs during development.

When development is completed borrowing costs and other holding charges are expensed as incurred.

Borrowing costs included in the cost of land held for resale are those costs that would have been avoided if the expenditure on the acquisition and development of the land had not been made.

Borrowing costs incurred while active development is interrupted for extended periods are recognised as expenses.

(j) Infrastructure, Property, Plant and Equipment (I,PP&E)

Acquisition of assets

Council's non current assets are continually revalued (over a 5 year period) in accordance with the fair valuation policy as mandated by the Office of Local Government.

At balance date, the following classes of I,PP&E were stated at their Fair Value;

- **Operational Land** (External Valuation)
- **Buildings – Non Specialised** (External Valuation)
- **Plant and Equipment** (as approximated by depreciated historical cost)
- **Roads Assets incl. roads, bridges & footpaths** (External Valuation)
- **Drainage Assets** (External Valuation)
- **Bulk Earthworks** (External Valuation)
- **Community Land** (External Valuation)
- **Land Improvements** (as approximated by depreciated historical cost)
- **Other Structures** (as approximated by depreciated historical cost)
- **Other Assets** (as approximated by depreciated historical cost)

Initial Recognition

On initial recognition, an assets cost is measured at its fair value, plus all expenditure that is directly attributable to the acquisition.

Where settlement of any part of an asset's cash consideration is deferred, the amounts payable in the future are discounted to their present value as at the date of recognition (ie. date of exchange) of the asset to arrive at fair value.

The discount rate used is the Council's incremental borrowing rate, being the rate at which a similar borrowing could be obtained from an independent financier under comparable terms and conditions.

Strathfield Municipal Council

Notes to the Financial Statements

for the financial year ended 30 June 2014

Note 1. Summary of Significant Accounting Policies

Where infrastructure, property, plant and equipment assets are acquired for no cost or for an amount other than cost, the assets are recognised in the financial statements at their fair value at acquisition date - being the amount that the asset could have been exchanged between knowledgeable willing parties in an arm's length transaction.

Subsequent costs

Subsequent costs are included in the asset's carrying amount or recognised as a separate asset, as appropriate, only when it is probable that future economic benefits associated with the item will flow to Council and the cost of the item can be measured reliably.

All other repairs and maintenance are charged to the income statement during the financial period in which they are incurred.

Asset Revaluations (including Indexation)

In accounting for Asset Revaluations relating to Infrastructure, Property, Plant & Equipment:

- Increases in the combined carrying amounts of asset classes arising on revaluation are credited to the asset revaluation reserve.
- To the extent that a net asset class increase reverses a decrease previously recognised via the profit or loss, then increase is first recognised in profit or loss.
- Net decreases that reverse previous increases of the same asset class are first charged against revaluation reserves directly in equity to the extent of the remaining reserve attributable to the asset, with all other decreases charged to the Income statement.

For all other assets, Council assesses at each reporting date whether there is any indication that a revalued asset's carrying amount may differ materially from that which would be determined if the asset were revalued at the reporting date.

If any such indication exists, Council determines the asset's fair value and revalues the asset to that amount.

Full revaluations are undertaken for all assets on a 5 year cycle.

Capitalisation Thresholds

Items of infrastructure, property, plant and equipment are not capitalised unless their cost of acquisition exceeds the following;

Land

- council land	100% Capitalised
- open space	100% Capitalised
- land under roads (purchases after 30/6/08)	100% Capitalised

Plant & Equipment

Office Furniture	> \$1,000
Office Equipment	> \$1,000
Other Plant & Equipment	> \$1,000

Buildings & Land Improvements

Park Furniture & Equipment	> \$5,000
----------------------------	-----------

Building

- construction/extensions	100% Capitalised
- renovations	> \$10,000

Stormwater Assets

Drains & Culverts	> \$4,000
Other	> \$4,000

Transport Assets

Road construction & reconstruction	> \$5,000
Reseal/Re-sheet & major repairs:	> \$5,000

Bridge construction & reconstruction	> \$10,000
--------------------------------------	------------

Depreciation

Depreciation on Council's infrastructure, property, plant and equipment assets is calculated using the straight line method in order to allocate an assets cost (net of residual values) over its estimated useful life.

Land is not depreciated.

Estimated useful lives for Council's I,PP&E include:

Plant & Equipment

- Office Equipment	4 to 25 years
- Office furniture	4 to 25 years
- Computer Equipment	4 years
- Vehicles	5 years
- Heavy Plant/Road Making equip.	8 years

Strathfield Municipal Council

Notes to the Financial Statements

for the financial year ended 30 June 2014

Note 1. Summary of Significant Accounting Policies

Park Assets

- Playground equipment	40 years
- Furniture	15 to 60 years

Buildings

- Buildings : Masonry	45 to 150 years
- Buildings : Other	15 to 100 years

Stormwater Drainage

- Pits	13 to 85 years
- Pipes	80 years

Transportation Assets

- Sealed Roads : Surface	25 years
- Sealed Roads : Structure	100 years
- Bridges	80 years

- Kerb, Gutter & Paths	50 years
------------------------	----------

Other Infrastructure Assets

- Bulk earthworks	Infinite
-------------------	----------

All asset residual values and useful lives are reviewed and adjusted (if appropriate), at each reporting date.

An asset's carrying amount is written down immediately to its recoverable amount if the asset's carrying amount is greater than its estimated recoverable amount – refer Note 1(s) on Asset Impairment.

Disposal and De-recognition

An item of property, plant and equipment is derecognised upon disposal or when no further future economic benefits are expected from its use or disposal.

Any gain or loss arising on derecognition of the asset (calculated as the difference between the net disposal proceeds and the carrying amount of the asset) is included in Council's Income Statement in the year the asset is derecognised.

(k) Land

Land (other than Land under Roads) is in accordance with Part 2 of Chapter 6 of the Local Government Act (1993) classified as either Operational or Community.

This classification of Land is disclosed in Note 9(a).

(l) Land under roads

Land under roads is land under roadways and road reserves including land under footpaths, nature strips and median strips.

Council has elected not to recognise land under roads acquired before 1 July 2008 in accordance with AASB 1051

(m) Intangible Assets

Council has not classified any assets as Intangible.

(n) Crown Reserves

Crown Reserves under Council's care and control are recognised as assets of the Council.

While ownership of the reserves remains with the Crown, Council retains operational control of the reserves and is responsible for their maintenance and use in accordance with the specific purposes to which the reserves are dedicated.

Improvements on Crown Reserves are also recorded as assets, while maintenance costs incurred by Council and revenues relating the reserves are recognised within Council's Income Statement.

Representations are currently being sought across State and Local Government to develop a consistent accounting treatment for Crown Reserves across both tiers of government.

(o) Rural Fire Service assets

Council does not have any rural fire service assets.

(p) Investment property

Council does not have any investment property.

Strathfield Municipal Council

Notes to the Financial Statements

for the financial year ended 30 June 2014

Note 1. Summary of Significant Accounting Policies

(q) Provisions for close down, restoration and for environmental clean up costs – including Tips and Quarries

Council does not have any outstanding obligations to make, restore, rehabilitate or reinstate any of its assets or operations.

(r) Non-Current Assets (or Disposal Groups) “Held for Sale” & Discontinued Operations

Council does not have any non – current assets Held for Sale or any Discontinued Operations.

(s) Impairment of assets

All Council's I,PP&E is subject to an annual assessment of impairment.

Assets that are subject to amortisation are reviewed for impairment whenever events or changes in circumstances indicate that the carrying amount may not be recoverable.

An impairment loss is recognised for the amount by which the asset's carrying amount exceeds its recoverable amount.

The recoverable amount is the higher of an asset's fair value less costs to sell and value in use.

Where an asset is not held principally for cash generating purposes (for example Infrastructure Assets) and would be replaced if the Council was deprived of it then depreciated replacement cost is used as value in use, otherwise value in use is estimated by using a discounted cash flow model.

(t) Payables

These amounts represent liabilities and include goods and services provided to the Council prior to the end of financial year which are unpaid.

The amounts for goods and services are unsecured and are usually paid within 30 days of recognition.

(u) Borrowings

Council does not have any borrowings.

(v) Borrowing costs

Council does not have any borrowing costs.

(w) Provisions

Provisions for legal claims, service warranties and other like liabilities are recognised when:

- Council has a present legal or constructive obligation as a result of past events;
- it is more likely than not that an outflow of resources will be required to settle the obligation; and
- the amount has been reliably estimated.

Provisions are not recognised for future operating losses.

Where there are a number of similar obligations, the likelihood that an outflow will be required in settlement is determined by considering the class of obligations as a whole.

A provision is recognised even if the likelihood of an outflow with respect to any one item included in the same class of obligations may be small.

Provisions are measured at the present value of management's best estimate of the expenditure required to settle the present obligation at the reporting date.

The discount rate used to determine the present value reflects current market assessments of the time value of money and the risks specific to the liability.

The increase in the provision due to the passage of time is recognised as interest expense.

Strathfield Municipal Council

Notes to the Financial Statements

for the financial year ended 30 June 2014

Note 1. Summary of Significant Accounting Policies

(x) Employee benefits

(i) Short Term Obligations

Short term employee benefit obligations include liabilities for wages and salaries (including non-monetary benefits), annual leave and vesting sick leave expected to be wholly settled within the 12 months after the reporting period.

Leave liabilities are recognised in the provision for employee benefits in respect of employees' services up to the reporting date with other short term employee benefit obligations disclosed under payables.

These provisions are measured at the amounts expected to be paid when the liabilities are settled.

All other short-term employee benefit obligations are presented as payables.

Liabilities for non vesting sick leave are recognised at the time when the leave is taken and measured at the rates paid or payable, and accordingly no Liability has been recognised in these reports.

Wages & salaries, annual leave and vesting sick leave are all classified as Current Liabilities.

(ii) Other Long Term Obligations

The liability for all long service and annual leave in respect of services provided by employees up to the reporting date (which is not expected to be wholly settled within the 12 months after the reporting period) are recognised in the provision for employee benefits.

These liabilities are measured at the present value of the expected future payments to be made using the projected unit credit method.

Consideration is given to expected future wage and salary levels, experience of employee departures and periods of service.

Expected future payments are then discounted using market yields at the reporting date based on national government bonds with terms to maturity and currency that match as closely as possible the estimated future cash outflows.

Due to the nature of when and how Long Service Leave can be taken, all Long Service Leave for employees with 4 or more years of service has been classified as Current, as it has been deemed that Council does not have the unconditional right to defer settlement beyond 12 months – even though it is not anticipated that all employees with more than 4 years service (as at reporting date) will apply for and take their leave entitlements in the next 12 months.

(iii) Retirement benefit obligations

All employees of the Council are entitled to benefits on retirement, disability or death.

Council contributes to various defined benefit plans and defined contribution plans on behalf of its employees.

Defined Benefit Plans

A liability or asset in respect of defined benefit superannuation plans would ordinarily be recognised in the balance sheet, and measured as the present value of the defined benefit obligation at the reporting date plus unrecognised actuarial gains (less unrecognised actuarial losses) less the fair value of the superannuation fund's assets at that date and any unrecognised past service cost.

The present value of the defined benefit obligation is based on expected future payments which arise from membership of the fund to the reporting date, calculated annually by independent actuaries using the projected unit credit method. Consideration is given to expected future wage and salary levels, experience of employee departures and periods of service.

However, when this information is not reliably available, Council can account for its obligations to defined benefit plans on the same basis as its obligations to defined contribution plans – i.e. as an expense when they become payable.

Council is party to an Industry Defined Benefit Plan under the Local Government Superannuation Scheme, named the "Local Government Superannuation Scheme – Pool B"

This Scheme has been deemed to be a "multi employer fund" for the purposes of AASB 119.

Strathfield Municipal Council

Notes to the Financial Statements

for the financial year ended 30 June 2014

Note 1. Summary of Significant Accounting Policies

Sufficient information is not available to account for the Scheme as a defined benefit plan (in accordance with AASB 119) because the assets to the scheme are pooled together for all Councils.

The last valuation of the Scheme was performed by Richard Boyfield (AFS Licence # 411770) on 30/06/14 and covers the period ended 30/06/14.

However the position is monitored annually and the Actuary has estimated that as at 30 June 2014 the prior period deficit still exists.

Effective from 1 July 2009, employers are required to contribute additional contributions to assist in extinguishing this deficit.

The amount of employer contributions to the defined benefit section of the Local Government Superannuation Scheme and recognised as an expense and disclosed as part of Superannuation Expenses at Note 4(a) for the year ending 30 June 2014 was \$ 325,132.

The amount of additional contributions included in the total employer contribution advised above is \$ 103,624.

The share of this deficit that can be broadly attributed to Council is estimated to be in the order of \$ 414,496 as at 30 June 2014.

Council's share of that deficiency cannot be accurately calculated as the Scheme is a mutual arrangement where assets and liabilities are pooled together for all member councils.

For this reason, no liability for the deficiency has been recognised in these financial statements.

Council has, however, disclosed a contingent liability in Note 18 to reflect the possible obligation that may arise should the Scheme require immediate payment to correct the deficiency.

Defined Contribution Plans

Contributions to Defined Contribution Plans are recognised as an expense as they become payable. Prepaid contributions are recognised as an asset to the extent that a cash refund or a reduction in the future payments is available.

(iv) Employee Benefit On-Costs

Council has recognised at year end the aggregate on-cost liabilities arising from employee benefits, and in particular those on-cost liabilities that will arise when payment of current employee benefits is made in future periods.

These amounts include Superannuation and Workers Compensation expenses which will be payable upon the future payment of certain Leave Liabilities accrued as at 30/6/14.

(y) Self insurance

Council does not self insure.

(z) Allocation between current and non-current assets & liabilities

In the determination of whether an asset or liability is classified as current or non-current, consideration is given to the time when each asset or liability is expected to be settled.

The asset or liability is classified as current if it is expected to be settled within the next 12 months, being the Council's operational cycle.

Exceptions

In the case of liabilities where Council does not have the unconditional right to defer settlement beyond 12 months (such as vested long service leave), the liability is classified as current even if not expected to be settled within the next 12 months.

In the case of inventories that are "held for trading", these are also classified as current even if not expected to be realised in the next 12 months.

(aa) Taxes

The Council is exempt from both Commonwealth Income Tax and Capital Gains Tax.

Council does however have to comply with both Fringe Benefits Tax and Goods and Services Tax (GST).

Strathfield Municipal Council

Notes to the Financial Statements

for the financial year ended 30 June 2014

Note 1. Summary of Significant Accounting Policies

Goods & Services Tax (GST)

Income, expenses and assets are all recognised net of the amount of GST, except where the amount of GST incurred is not recoverable from the Australian Tax Office (ATO).

In these circumstances the GST is recognised as part of the cost of acquisition of the asset or as part of the revenue / expense.

Receivables and payables within the Balance Sheet are stated inclusive of any applicable GST.

The net amount of GST recoverable from or payable to the ATO is included as a current asset or current liability in the Balance Sheet.

Operating cash flows within the Cash Flow Statement are on a gross basis, ie. they are inclusive of GST where applicable.

Investing and Financing cash flows are treated on a net basis (where recoverable from the ATO), ie. they are exclusive of GST. Instead, the GST component of investing and financing activity cash flows which are recoverable from or payable to the ATO are classified as operating cash flows.

Commitments and contingencies are disclosed net of the amount of GST recoverable from (or payable to) the ATO.

(ab) New accounting standards and interpretations

Certain new (or amended) accounting standards and interpretations have been published that are not mandatory for reporting periods ending 30 June 2014.

Council has not adopted any of these standards early.

Council's assessment of the impact of these new standards and interpretations is set out below.

Applicable to Local Government with implications:

AASB 9 Financial Instruments, associated standards, AASB 2010-7 Amendments to Australian Accounting Standards arising from

AASB 9 and AASB 2012-6 Amendments to Australian Accounting Standards – Mandatory Effective Date of AASB 9 and transitional disclosures and AASB 2013-9 Amendments to Australian Accounting Standards – Conceptual Framework, Materiality and Financial Instruments (effective from 1 January 2017)

AASB 9 Financial Instruments addresses the classification, measurement and de-recognition of financial assets and financial liabilities.

The standard is not applicable until 1 January 2015 but is available for early adoption.

When adopted, the standard will affect in particular Council's accounting for its available-for-sale financial assets, since AASB 9 only permits the recognition of fair value gains and losses in other comprehensive income if they relate to equity investments that are not held for trading.

Fair value gains and losses on available-for-sale debt investments, for example, will therefore have to be recognised directly in profit or loss although there is currently a proposal by the IASB to introduce a Fair value through Other Comprehensive Income category for debt instruments.

There will be no impact on Council's accounting for financial liabilities, as the new requirements only affect the accounting for financial liabilities that are designated at fair value through profit or loss and Council does not have any such liabilities.

The de-recognition rules have been transferred from AASB 139 Financial Instruments: Recognition and Measurement and have not been changed.

The Council has not yet fully assessed the impact on the reporting financial position and performance on adoption of AASB 9.

Applicable to Local Government but no implications for Council;

AASB 2013-3 Amendments to AASB 136 Recoverable Amount Disclosures for Non-Financial Assets (effective for 30 June 2015 Financial Statements)

There are no changes to reported financial position or performance from AASB 2013 – 3, however additional disclosures may be required.

Strathfield Municipal Council

Notes to the Financial Statements

for the financial year ended 30 June 2014

Note 1. Summary of Significant Accounting Policies

Applicable to Local Government but not relevant to Council at this stage;

AASB 10 Consolidated Financial Statements, AASB 11 Joint Arrangements, AASB 12 Disclosure of Interests in Other Entities, revised AASB 127 Separate Financial Statements and AASB 128 Investments in Associates and Joint Ventures and AASB 2011-7 Amendments to Australian Accounting Standards arising from the Consolidation and Joint Arrangements Standards (effective for 30 June 2015 Financial Statements for not-for-profit entities)

This suite of five new and amended standards address the accounting for joint arrangements, consolidated financial statements and associated disclosures.

AASB 10 replaces all of the guidance on control and consolidation in AASB 127 Consolidated and Separate Financial Statements, and Interpretation 12 Consolidation – Special Purpose Entities.

The core principle that a consolidated entity presents a parent and its subsidiaries as if they are a single economic entity remains unchanged, as do the mechanics of consolidation. However, the standard introduces a single definition of control that applies to all entities.

It focuses on the need to have both power and rights or exposure to variable returns.

Power is the current ability to direct the activities that significantly influence returns. Returns must vary and can be positive, negative or both.

Control exists when the investor can use its power to affect the amount of its returns.

There is also new guidance on participating and protective rights and on agent/principal relationships. Council does not expect the new standard to have a significant impact on its composition.

AASB 11 introduces a principles based approach to accounting for joint arrangements.

The focus is no longer on the legal structure of joint arrangements, but rather on how rights and obligations are shared by the parties to the joint arrangement.

Based on the assessment of rights and obligations, a joint arrangement will be classified as either a joint operation or a joint venture.

Joint ventures are accounted for using the equity method, and the choice to proportionately consolidate will no longer be permitted.

Parties to a joint operation will account their share of revenues, expenses, assets and liabilities in much the same way as under the previous standard.

AASB 11 also provides guidance for parties that participate in joint arrangements but do not share joint control.

Council's investment in the joint venture partnership will be classified as a joint venture under the new rules.

As Council already applies the equity method in accounting for this investment, AASB 11 will not have any impact on the amounts recognised in its financial statements.

AASB 12 sets out the required disclosures for entities reporting under the two new standards, AASB 10 and AASB 11, and replaces the disclosure requirements currently found in AASB 127 and AASB 128.

Application of this standard by Council will not affect any of the amounts recognised in the financial statements, but will impact the type of information disclosed in relation to Council's investments.

Amendments to AASB 128 provide clarification that an entity continues to apply the equity method and does not remeasure its retained interest as part of ownership changes where a joint venture becomes an associate, and vice versa.

The amendments also introduce a "partial disposal" concept.

Council is still assessing the impact of these amendments.

Council does not expect to adopt the new standards before their operative date.

They would therefore be first applied in the financial statements for the annual reporting period ending 30 June 2015.

Strathfield Municipal Council

Notes to the Financial Statements for the financial year ended 30 June 2014

Note 1. Summary of Significant Accounting Policies

Not applicable to Local Government per se;

None

There are no other standards that are “not yet effective” and expected to have a material impact on Council in the current or future reporting periods and on foreseeable future transactions.

(ac) Rounding of amounts

Unless otherwise indicated, amounts in the financial statements have been rounded off to the nearest thousand dollars.

(ad) Comparative Figures

To ensure comparability with the current reporting period's figures, some comparative period line items and amounts may have been reclassified or individually reported for the first time within these financial statements and/or the notes.

(ae) Disclaimer

Nothing contained within these statements may be taken to be an admission of any liability to any person under any circumstance.

Strathfield Municipal Council

Notes to the Financial Statements

for the financial year ended 30 June 2014

Note 2(a). Council Functions / Activities - Financial Information

Functions/Activities	Income, Expenses and Assets have been directly attributed to the following Functions / Activities. Details of these Functions/Activities are provided in Note 2(b).												
	Income from Continuing Operations			Expenses from Continuing Operations			Operating Result from Continuing Operations			Grants included in Income from Continuing Operations		Total Assets held (Current & Non-current)	
	Original Budget	Actual	Actual	Original Budget	Actual	Actual	Original Budget	Actual	Actual	Actual	Actual	Actual	Actual
	2014	2014	2013	2014	2014	2013	2014	2014	2013	2014	2013	2014	2013
Governance	-	-	-	270	282	514	(270)	(282)	(514)	250	-	75	72
Administration	1,473	2,250	1,448	5,960	6,780	6,832	(4,487)	(4,530)	(5,384)	-	40	48,265	44,170
Public Order & Safety	576	883	737	1,361	1,404	1,474	(785)	(521)	(737)	-	-	403	431
Health	200	130	60	371	364	378	(171)	(234)	(318)	-	-	-	-
Environment	6,067	6,216	5,373	6,392	6,415	5,749	(325)	(199)	(376)	334	318	21,625	22,316
Community Services & Education	366	690	523	742	1,090	983	(376)	(400)	(460)	491	309	1,848	1,926
Housing & Community Amenities	1,729	222	256	1,663	1,812	2,496	66	(1,590)	(2,240)	128	173	5,193	5,181
Recreation & Culture	2,622	5,087	2,798	5,895	6,760	5,930	(3,273)	(1,673)	(3,132)	762	210	54,433	54,075
Mining, Manufacturing & Construction	595	956	698	780	632	681	(185)	324	17	-	-	-	-
Transport & Communication	927	1,643	2,252	6,280	6,758	6,345	(5,353)	(5,115)	(4,093)	46	518	164,464	165,302
Economic Affairs	-	1	-	145	164	134	(145)	(163)	(134)	-	-	-	-
Total Functions & Activities	14,555	18,078	14,145	29,859	32,461	31,516	(15,304)	(14,383)	(17,371)	2,011	1,568	296,306	293,473
Share of gains/(losses) in Associates & Joint Ventures (using the Equity Method)	-	-	-	-	-	-	-	-	-	-	-	-	-
General Purpose Income ¹	16,731	16,699	17,184	-	-	-	16,731	16,699	17,184	652	1,111	-	-
Operating Result from Continuing Operations	31,286	34,777	31,329	29,859	32,461	31,516	1,427	2,316	(187)	2,663	2,679	296,306	293,473

1. Includes: Rates & Annual Charges (incl. Ex-Gratia), Untied General Purpose Grants & Unrestricted Interest & Investment Income.

Strathfield Municipal Council

Notes to the Financial Statements

for the financial year ended 30 June 2014

Note 2(b). Council Functions / Activities - Component Descriptions

Details relating to the Council's functions / activities as reported in Note 2(a) are as follows:

GOVERNANCE

Costs relating to the Council's role as a component of democratic government, including elections, members' fees and expenses, subscriptions to local authority associations, meetings of council and policy making committees, area representation and public disclosure and compliance.

ADMINISTRATION

Corporate Support and Other Support Services (not otherwise attributed to the listed functions / activities).

PUBLIC ORDER & SAFETY

Fire protection, animal control, beach control, enforcement of local government regulations, emergency services, other.

HEALTH

Inspection, immunisations, food control, health centres, other, administration.

ENVIRONMENT

Noxious plants and insect/vermin control, other environmental protection, solid waste management, street cleaning, drainage, stormwater management.

COMMUNITY SERVICES & EDUCATION

Administration, family day care, child care, youth services, other family and children, aged and disabled, migrant services, Aboriginal services, other community services, education.

HOUSING & COMMUNITY AMENITIES

Housing, town planning, street lighting, other sanitation and garbage, public cemeteries, public conveniences,

RECREATION & CULTURE

Public libraries, museums, art galleries, community centres, public halls, other cultural services, swimming pools, sporting grounds, parks and gardens (lakes), other sport and recreation.

MINING, MANUFACTURING & CONSTRUCTION

Building control, abattoirs, quarries & pits, other.

TRANSPORT & COMMUNICATION

Urban roads, sealed rural roads, unsealed rural roads, bridges, footpaths, aerodromes, parking areas, bus shelters and services, water transport, RMS works, other.

ECONOMIC AFFAIRS

Camping areas, caravan parks, tourism and area promotion, industrial development promotion, saleyards and markets, real estate development, commercial nurseries, other business undertakings.

Strathfield Municipal Council

Notes to the Financial Statements for the financial year ended 30 June 2014

Note 3. Income from Continuing Operations

\$ '000	Notes	Actual 2014	Actual 2013
(a) Rates & Annual Charges			
Ordinary Rates			
Residential		10,271	9,720
Business		4,701	4,999
Total Ordinary Rates		14,972	14,719
Special Rates			
Nil			
Annual Charges (pursuant to s.496, s.496A, s.496B, s.501 & s.611)			
Domestic Waste Management Services		5,624	4,838
Stormwater Management Services		223	-
Section 611 Charges		37	30
Total Annual Charges		5,884	4,868
TOTAL RATES & ANNUAL CHARGES		20,856	19,587

Council has used 2013 year valuations provided by the NSW Valuer General in calculating its rates.

Strathfield Municipal Council

Notes to the Financial Statements

for the financial year ended 30 June 2014

Note 3. Income from Continuing Operations (continued)

\$ '000	Notes	Actual 2014	Actual 2013
(b) User Charges & Fees			
Specific User Charges (per s.502 - Specific "actual use" charges)			
Waste Management Services (non-domestic)		174	111
Total User Charges		174	111
Other User Charges & Fees			
(i) Fees & Charges - Statutory & Regulatory Functions (per s.608)			
Health Act		98	59
Planning & Building Regulation		1,047	695
Section 149 Certificates (EPA Act)		136	114
Section 603 Certificates		68	46
Total Fees & Charges - Statutory/Regulatory		1,349	914
(ii) Fees & Charges - Other (incl. General User Charges) (per s.608)			
Child Care		182	183
Community Services		18	47
Companion Animals		17	17
Hudson Park Golf Course		857	465
Leaseback Fees - Council Vehicles		40	35
Library		15	15
Other Property Rentals		373	430
Park Rents		288	276
Restoration Charges		550	775
Other		-	1
Total Fees & Charges - Other		2,340	2,244
TOTAL USER CHARGES & FEES		3,863	3,269

Strathfield Municipal Council

Notes to the Financial Statements

for the financial year ended 30 June 2014

Note 3. Income from Continuing Operations (continued)

\$ '000	Notes	Actual 2014	Actual 2013
(c) Interest & Investment Revenue (incl. losses)			
Interest & Dividends			
- Interest on Overdue Rates & Annual Charges (incl. Special Purpose Rates)		59	66
- Interest earned on Investments (interest & coupon payment income)		1,213	1,582
TOTAL INTEREST & INVESTMENT REVENUE		1,272	1,648
Interest Revenue is attributable to:			
Unrestricted Investments/Financial Assets:			
Overdue Rates & Annual Charges (General Fund)		59	66
General Council Cash & Investments		716	966
Restricted Investments/Funds - External:			
Development Contributions			
- Section 94		395	509
Domestic Waste Management operations		102	107
Total Interest & Investment Revenue Recognised		1,272	1,648
(d) Other Revenues			
Ex Gratia Rates		300	322
Fines - Parking		764	671
Fines - Other		11	13
Legal Fees Recovery - Other		94	87
Insurance Claim Recoveries		407	250
Insurance Incentives		310	73
Nursery Sales		18	36
Other Corporate Income		6	2
Pipeline Charges		78	76
Utilities Reimbursements		79	36
Events Sponsorship		80	50
Other		117	127
TOTAL OTHER REVENUE		2,264	1,743

Strathfield Municipal Council

Notes to the Financial Statements

for the financial year ended 30 June 2014

Note 3. Income from Continuing Operations (continued)

\$ '000	2014 Operating	2013 Operating	2014 Capital	2013 Capital
(e) Grants				
General Purpose (Untied)				
Financial Assistance - General Component	397	730	-	-
Financial Assistance - Local Roads Component	133	253	-	-
Pensioners' Rates Subsidies - General Component	122	128	-	-
Total General Purpose	652	1,111	-	-

¹ The Financial Assistance Grant for 13/14 reflects a one off reduction due to the fact that this grant is no longer being paid in advance by up to 50% as has occurred in previous years - it does not represent a loss of income but is instead a timing difference.

Specific Purpose

Pensioners' Rates Subsidies:

- Domestic Waste Management	60	58	-	-
Aged Care	159	153	-	-
Community Care	67	96	95	-
Crime Safety & Crime Prevention	122	66	-	-
Environmental Protection	717	267	-	-
Library	42	103	63	69
Parks & Recreation	-	4	75	28
Planning	-	79	-	-
Road Safety	32	32	-	-
Street Lighting	128	128	-	-
Transport (Other Roads & Bridges Funding)	14	-	250	485
Communication - NBN Project	-	-	187	-
Total Specific Purpose	1,341	986	670	582
Total Grants	1,993	2,097	670	582

Grant Revenue is attributable to:

- Commonwealth Funding	1,410	40	-	-
- State Funding	560	2,057	420	582
- Other Funding	23	-	250	-
	1,993	2,097	670	582

Strathfield Municipal Council

Notes to the Financial Statements

for the financial year ended 30 June 2014

Note 3. Income from Continuing Operations (continued)

\$ '000	2014 Operating	2013 Operating	2014 Capital	2013 Capital
(f) Contributions				
Developer Contributions:				
(s93 & s94 - EP&A Act, s64 of the LGA):				
S 94 - Contributions towards amenities/services	50	20	3,111	1,474
Total Developer Contributions	50	20	3,111	1,474
Other Contributions:				
Cooks River Alliance	419	349	-	-
Parks & Recreation	-	-	-	45
Roads & Bridges	-	10	-	295
RMS Contributions (Regional Roads, Block Grant)	154	160	-	50
Total Other Contributions	573	519	-	390
Total Contributions	623	539	3,111	1,864
TOTAL GRANTS & CONTRIBUTIONS	2,616	2,636	3,781	2,446

\$ '000	Actual 2014	Actual 2013
---------	----------------	----------------

(g) Restrictions relating to Grants and Contributions

Certain grants & contributions are obtained by Council on condition that they be spent in a specified manner:

Unexpended at the Close of the Previous Reporting Period	12,783	12,361
add: Grants & contributions recognised in the current period but not yet spent:	4,327	2,905
less: Grants & contributions recognised in a previous reporting period now spent:	(2,162)	(2,483)
Net Increase (Decrease) in Restricted Assets during the Period	2,165	422
Unexpended and held as Restricted Assets	14,948	12,783
Comprising:		
- Specific Purpose Unexpended Grants	1,320	1,391
- Developer Contributions	13,628	11,392
	14,948	12,783

Strathfield Municipal Council

Notes to the Financial Statements

for the financial year ended 30 June 2014

Note 4. Expenses from Continuing Operations

\$ '000	Notes	Actual 2014	Actual 2013
(a) Employee Benefits & On-Costs			
Salaries and Wages		8,499	8,875
Travelling		517	517
Employee Leave Entitlements (ELE)		1,989	1,674
Superannuation		1,066	1,026
Workers' Compensation Insurance		521	1,002
Fringe Benefit Tax (FBT)		138	152
Training Costs (other than Salaries & Wages)		147	283
Other		5	22
Total Employee Costs		12,882	13,551
less: Capitalised Costs		(153)	(318)
TOTAL EMPLOYEE COSTS EXPENSED		12,729	13,233
Number of "Equivalent Full Time" Employees at year end		145	163
(b) Borrowing Costs			
Nil			
(c) Materials & Contracts			
Raw Materials & Consumables		3,838	3,072
Contractor & Consultancy Costs		1,046	900
- Contract Relief Staff		642	615
- Street & Gutter Cleaning		521	252
- Strategic Planning Consultants		66	512
Auditors Remuneration ⁽¹⁾		37	37
Infringement Notice Contract Costs (SEINS)		121	101
Legal Expenses:			
- Legal Expenses: Planning & Development		435	547
- Legal Expenses: Debt Recovery		90	58
- Legal Expenses: Other		342	170
Operating Leases:			
- Operating Lease Rentals: Minimum Lease Payments ⁽²⁾		137	126
Total Materials & Contracts		7,275	6,390
less: Capitalised Costs		(254)	(231)
TOTAL MATERIALS & CONTRACTS		7,021	6,159

Materials & Contracts disclosures continued on next page

Strathfield Municipal Council

Notes to the Financial Statements

for the financial year ended 30 June 2014

Note 4. Expenses from Continuing Operations (continued)

\$ '000	Notes	Actual 2014	Actual 2013
(c) Materials & Contracts (continued)			
1. Auditor Remuneration			
During the year, the following fees were incurred for services provided by the Council's Auditor (& the Auditors of other Consolidated Entities):			
(i) Audit and Other Assurance Services			
- Audit & review of financial statements: Council's Auditor		37	37
Remuneration for audit and other assurance services		37	37
Total Auditor Remuneration		37	37
2. Operating Lease Payments are attributable to:			
Computers		127	116
Other		10	10
		137	126

\$ '000	Notes	Impairment Costs		Depreciation/Amortisation	
		Actual 2014	Actual 2013	Actual 2014	Actual 2013
(d) Depreciation, Amortisation & Impairment					
Plant and Equipment		-	-	664	646
Office Equipment		-	-	124	89
Land Improvements (depreciable)		-	-	45	34
Park Assets		-	-	147	132
Buildings - Non Specialised		-	-	116	115
Buildings - Specialised		-	-	513	501
Infrastructure:					
- Roads		-	-	1,963	2,439
- Bridges		-	-	16	-
- Footpaths		-	-	478	-
- Stormwater Drainage		-	-	666	666
Other Assets					
- Library Books		-	-	96	95
- Other		-	-	47	38
TOTAL DEPRECIATION & IMPAIRMENT COSTS EXPENSED		-	-	4,875	4,755

Strathfield Municipal Council

Notes to the Financial Statements

for the financial year ended 30 June 2014

Note 4. Expenses from Continuing Operations (continued)

\$ '000	Notes	Actual 2014	Actual 2013
(e) Other Expenses			
Other Expenses for the year include the following:			
Advertising		320	344
Bad & Doubtful Debts		375	(40)
Bank Charges		67	44
Cleaning		178	154
Contributions/Levies to Other Levels of Government			
- Department of Planning Levy		83	81
- NSW Fire Brigade Levy		555	536
Councillor Expenses - Mayoral Fee		38	36
Councillor Expenses - Councillors' Fees		122	139
Councillors' Expenses (incl. Mayor) - Other (excluding fees above)		73	101
Donations, Contributions & Assistance to other organisations (Section 356)		19	13
Election Expenses		-	168
Electricity & Heating		519	481
Insurance		505	623
Office Expenses (including computer expenses)		87	123
Postage		56	70
Printing & Stationery		190	169
Security		52	38
Small Insurance Claims		-	15
Street Lighting		752	758
Subscriptions & Publications		73	61
Telephone & Communications		170	192
Valuation Fees		45	43
Waste Disposal - Tipping Fees		3,557	3,165
<u>TOTAL OTHER EXPENSES</u>		<u>7,836</u>	<u>7,314</u>

Strathfield Municipal Council

Notes to the Financial Statements

for the financial year ended 30 June 2014

Note 5. Gains or Losses from the Disposal of Assets

\$ '000	Notes	Actual 2014	Actual 2013
Plant & Equipment			
Proceeds from Disposal - Plant & Equipment		389	566
less: Carrying Amount of P&E Assets Sold / Written Off		(253)	(347)
Net Gain/(Loss) on Disposal		136	219
Infrastructure			
Proceeds from Disposal - Infrastructure		-	-
less: Carrying Amount of Infrastructure Assets Sold / Written Off		(11)	(274)
Net Gain/(Loss) on Disposal		(11)	(274)
Financial Assets*			
Proceeds from Disposal / Redemptions / Maturities - Financial Assets		32,000	44,500
less: Carrying Amount of Financial Assets Sold / Redeemed / Matured		(32,000)	(44,500)
Net Gain/(Loss) on Disposal		-	-
<u>NET GAIN/(LOSS) ON DISPOSAL OF ASSETS</u>		<u>125</u>	<u>(55)</u>

Strathfield Municipal Council

Notes to the Financial Statements

for the financial year ended 30 June 2014

Note 6a. - Cash Assets and Note 6b. - Investments

\$ '000	Notes	2014	2014	2013	2013
		Actual Current	Actual Non Current	Actual Current	Actual Non Current
Cash & Cash Equivalents (Note 6a)					
Cash on Hand and at Bank		1,628	-	666	-
Cash-Equivalent Assets ¹					
- Deposits at Call		3,250	-	2,200	-
- Managed Funds		5,559	-	5,340	-
Total Cash & Cash Equivalents		10,437	-	8,206	-
Investments (Note 6b)					
- Long Term Deposits		21,500	-	22,000	-
Total Investments		21,500	-	22,000	-
TOTAL CASH ASSETS, CASH EQUIVALENTS & INVESTMENTS		31,937	-	30,206	-

¹ Those Investments where time to maturity (from date of purchase) is < 3 mths.

Cash, Cash Equivalents & Investments were classified at year end in accordance with AASB 139 as follows:

Cash & Cash Equivalents

a. "At Fair Value through the Profit & Loss"

	10,437	-	8,206	-
--	---------------	----------	--------------	----------

Investments

b. "Held to Maturity"

Investments

6(b-ii)	21,500	-	22,000	-
	21,500	-	22,000	-

Note 6(b-i)

**Reconciliation of Investments
classified as "Held to Maturity"**

Balance at the Beginning of the Year	22,000	-	23,500	-
Additions	31,500	-	43,000	-
Disposals (sales & redemptions)	(32,000)	-	(44,500)	-
Balance at End of Year	21,500	-	22,000	-

Comprising:

- Long Term Deposits	21,500	-	22,000	-
Total	21,500	-	22,000	-

Refer to Note 27 - Fair Value Measurement for information regarding the fair value of investments held.

Strathfield Municipal Council

Notes to the Financial Statements

for the financial year ended 30 June 2014

Note 6c. Restricted Cash, Cash Equivalents & Investments - Details

\$ '000	2014	2014	2013	2013
	Actual Current	Actual Non Current	Actual Current	Actual Non Current
Total Cash, Cash Equivalents and Investments	31,937	-	30,206	-
attributable to:				
External Restrictions (refer below)	18,556	-	14,847	-
Internal Restrictions (refer below)	12,643	-	14,363	-
Unrestricted	738	-	996	-
	31,937	-	30,206	-

2014 \$ '000	Opening Balance	Transfers to Restrictions	Transfers from Restrictions	Closing Balance
-----------------	--------------------	------------------------------	--------------------------------	--------------------

Details of Restrictions

External Restrictions - Included in Liabilities

Nil

External Restrictions - Other

Developer Contributions - General	(D)	11,392	3,556	(1,320)	13,628
Specific Purpose Unexpended Grants	(F)	1,391	1,602	(1,673)	1,320
Domestic Waste Management	(G)	2,027	5,926	(4,595)	3,358
Stormwater Management	(G)	-	223	-	223
Other Road Contribution		37	-	(10)	27
External Restrictions - Other		14,847	11,307	(7,598)	18,556
Total External Restrictions		14,847	11,307	(7,598)	18,556

D Development contributions which are not yet expended for the provision of services and amenities in accordance with contributions plans (refer Note 17).

F Grants which are not yet expended for the purposes for which the grants were obtained. (refer Note 1)

G Water, Sewerage, Domestic Waste Management (DWM) & other Special Rates/Levies/Charges are externally restricted assets and must be applied for the purposes for which they were raised.

Strathfield Municipal Council

Notes to the Financial Statements

for the financial year ended 30 June 2014

Note 6c. Restricted Cash, Cash Equivalents & Investments - Details (continued)

2014 \$ '000	Opening Balance	Transfers to Restrictions	Transfers from Restrictions	Closing Balance
Internal Restrictions				
Plant & Vehicle Replacement	1,407	-	(240)	1,167
Employees Leave Entitlement	1,241	69	-	1,310
Carry Over Works	696	1,563	(1,280)	979
Deposits, Retentions & Bonds	5,039	458	-	5,497
Adshel (Bus Shelters)	270	-	-	270
Future Major Expenditure	4,536	-	(1,745)	2,791
Hudson Golf Course	94	-	-	94
Insurance	63	73	-	136
Parkscape Improvements	29	-	-	29
Permanent Assets	150	-	(150)	-
Technology	320	-	-	320
Financial Assistance Grant	518	-	(518)	-
Election	-	50	-	50
Total Internal Restrictions	14,363	2,213	(3,933)	12,643
TOTAL RESTRICTIONS	29,210	13,520	(11,531)	31,199

Strathfield Municipal Council

Notes to the Financial Statements

for the financial year ended 30 June 2014

Note 7. Receivables

\$ '000	Notes	2014		2013	
		Current	Non Current	Current	Non Current
Purpose					
Rates & Annual Charges		1,004	-	970	-
Interest & Extra Charges		213	-	192	-
User Charges & Fees		1,097	-	661	-
Accrued Revenues					
- Interest on Investments		504	-	466	-
- Other Income Accruals		237	-	2	-
Net GST Receivable		395	-	52	-
Other Debtors		39	-	63	-
Total		3,489	-	2,406	-
less: Provision for Impairment					
User Charges & Fees		(684)	-	(308)	-
Total Provision for Impairment - Receivables		(684)	-	(308)	-
<u>TOTAL NET RECEIVABLES</u>		<u>2,805</u>	<u>-</u>	<u>2,098</u>	<u>-</u>
Externally Restricted Receivables					
Nil					
Internally Restricted Receivables					
Nil					
Unrestricted Receivables		2,805	-	2,098	-
TOTAL NET RECEIVABLES		2,805	-	2,098	-

Notes on Debtors above:

- (i) Rates & Annual Charges Outstanding are secured against the property.
- (ii) Doubtful Rates Debtors are provided for where the value of the property is less than the debt outstanding.
An allowance for other doubtful debts is made when there is objective evidence that a receivable is impaired.
- (iii) Interest was charged on overdue rates & charges at 9.00% (2013 10.00%).
Generally all other receivables are non interest bearing.
- (iv) Please refer to Note 15 for issues concerning Credit Risk and Fair Value disclosures.

Strathfield Municipal Council

Notes to the Financial Statements for the financial year ended 30 June 2014

Note 8. Inventories & Other Assets

\$ '000	Notes	2014		2013	
		Current	Non Current	Current	Non Current
Inventories					
Stores & Materials		40	-	51	-
Total Inventories		40	-	51	-
Other Assets					
Prepayments		150	-	343	-
Total Other Assets		150	-	343	-
TOTAL INVENTORIES/OTHER ASSETS		190	-	394	-

Externally Restricted Assets

There are no restrictions applicable to the above assets.

Other Disclosures

(a) Inventory Write Downs

There were no amounts recognised as an expense relating to the write down of Inventory balances held during the year.

Refer to Note 27 - Fair Value Measurement for information regarding the fair value of other assets held.

Strathfield Municipal Council

Notes to the Financial Statements for the financial year ended 30 June 2014

Note 9a. Infrastructure, Property, Plant & Equipment

\$ '000	as at 30/6/2013					Asset Movements during the Reporting Period				as at 30/6/2014				
	At	At	Accumulated		Carrying	Asset Additions	WDV of Asset Disposals	Depreciation Expense	WIP Transfers	At	At	Accumulated		Carrying
	Cost	Fair Value	Dep'n	Impairment	Value					Cost	Fair Value	Dep'n	Impairment	Value
Capital Work in Progress	253	-	-	-	253	89	-	-	(253)	89	-	-	-	89
Plant & Equipment	-	5,255	2,789	-	2,466	817	(253)	(664)	-	-	5,391	3,025	-	2,366
Office Equipment	-	1,274	996	-	278	378	-	(124)	24	-	1,677	1,121	-	556
Land:														
- Operational Land	-	31,771	-	-	31,771	1,745	-	-	-	-	33,516	-	-	33,516
- Community Land	-	27,762	-	-	27,762	-	-	-	-	-	27,762	-	-	27,762
Land Improvements - depreciable	-	928	70	-	858	31	-	(45)	51	-	1,010	115	-	895
Park Assets	-	4,532	1,613	-	2,919	601	-	(147)	71	-	5,204	1,760	-	3,444
Buildings - Non Specialised	-	6,692	3,128	-	3,564	150	-	(116)	32	-	6,874	3,244	-	3,630
Buildings - Specialised	-	29,762	10,997	-	18,765	245	-	(513)	54	-	30,061	11,510	-	18,551
Infrastructure:														
- Roads	-	99,972	35,915	-	64,057	1,110	-	(1,963)	21	-	100,992	37,767	-	63,225
- Bridges	-	1,234	768	-	466	-	-	(16)	-	-	1,234	784	-	450
- Footpaths	-	26,653	9,758	-	16,895	411	(11)	(478)	-	-	27,016	10,199	-	16,817
- Bulk Earthworks (non-depreciable)	-	68,716	-	-	68,716	-	-	-	-	-	68,716	-	-	68,716
- Stormwater Drainage	-	53,444	32,001	-	21,443	-	-	(666)	-	-	53,444	32,667	-	20,777
Other Assets:														
- Library Books	-	1,133	860	-	273	63	-	(96)	-	-	1,196	956	-	240
- Other	-	824	535	-	289	98	-	(47)	-	-	922	582	-	340
TOTAL INFRASTRUCTURE, PROPERTY, PLANT & EQUIP.	253	359,952	99,430	-	260,775	5,738	(264)	(4,875)	-	89	365,015	103,730	-	261,374

Additions to Buildings & Infrastructure Assets are made up of Asset Renewals \$1,678,181 and New Assets \$343,088
Renewals are defined as the replacement of existing assets (as opposed to the acquisition of new assets).

Refer to Note 27 - Fair Value Measurement for information regarding the fair value of other Infrastructure, Property, Plant & Equipment.

Strathfield Municipal Council

Notes to the Financial Statements

for the financial year ended 30 June 2014

Note 9b. Externally Restricted Infrastructure, Property, Plant & Equipment

\$ '000	Actual 2014				Actual 2013			
	At Cost	At Fair Value	A/Dep & Impairm't	Carrying Value	At Cost	At Fair Value	A/Dep & Impairm't	Carrying Value
Domestic Waste Management								
Plant & Equipment	-	1,715	946	769	-	1,751	1,016	735
Other Assets	-	927	560	367	-	744	495	249
Total DWM	-	2,642	1,506	1,136	-	2,495	1,511	984
TOTAL RESTRICTED I,PP&E	-	2,642	1,506	1,136	-	2,495	1,511	984

Note 9c. Infrastructure, Property, Plant & Equipment - Current Year Impairments

Council has recognised no impairment losses during the reporting period nor reversed any prior period losses.

Note 10a. Payables, Borrowings & Provisions

\$ '000	Notes	2014		2013	
		Current	Non Current	Current	Non Current
Payables					
Goods & Services - operating expenditure		1,585	-	1,856	-
Goods & Services - capital expenditure		391	-	276	-
Payments Received In Advance		172	-	178	-
Accrued Expenses:					
- Salaries & Wages		215	-	166	-
Security Bonds, Deposits & Retentions		5,497	-	5,039	-
Total Payables		7,860	-	7,515	-
Borrowings					
Nil					
Provisions					
Employee Benefits;					
Annual Leave		1,211	-	1,158	-
Sick Leave		204	-	194	-
Long Service Leave		1,418	170	1,346	148
ELE On-Costs		271	-	256	-
Total Provisions		3,104	170	2,954	148
Total Payables, Borrowings & Provisions		10,964	170	10,469	148

(i) Liabilities relating to Restricted Assets

There are no restricted assets (external or internal) applicable to the above liabilities.

Strathfield Municipal Council

Notes to the Financial Statements

for the financial year ended 30 June 2014

Note 10a. Payables, Borrowings & Provisions (continued)

\$ '000	Actual 2014	Actual 2013
(ii) Current Liabilities not anticipated to be settled within the next 12 months		
The following Liabilities, even though classified as current, are not expected to be settled in the next 12 months.		
Provisions - Employees Benefits	1,000	1,000
Payables - Security Bonds, Deposits & Retentions	4,097	3,639
	<u>5,097</u>	<u>4,639</u>

Note 10b. Description of and movements in Provisions

Class of Provision	2013		2014			
	Opening Balance as at 1/7/13	Additional Provisions	Decrease due to Payments	Remeasurement effects due to Discounting	Unused amounts reversed	Closing Balance as at 30/6/14
Annual Leave	1,158	833	(780)	-	-	1,211
Sick Leave	194	22	(12)	-	-	204
Long Service Leave	1,494	467	(373)	-	-	1,588
ELE On-Costs	256	15	-	-	-	271
TOTAL	3,102	1,337	(1,165)	-	-	3,274

- a. Employees Leave Entitlements & On-Costs represents those benefits accrued and payable and an estimate of those that will become payable in the future as a result of past service.

Strathfield Municipal Council

Notes to the Financial Statements

for the financial year ended 30 June 2014

Note 11. Statement of Cash Flows - Additional Information

\$ '000	Notes	Actual 2014	Actual 2013
(a) Reconciliation of Cash Assets			
Total Cash & Cash Equivalent Assets	6a	10,437	8,206
Less Bank Overdraft	10	-	-
BALANCE as per the STATEMENT of CASH FLOWS		10,437	8,206
(b) Reconciliation of Net Operating Result to Cash provided from Operating Activities			
Net Operating Result from Income Statement		2,316	(187)
Adjust for non cash items:			
Depreciation & Amortisation		4,875	4,755
Net Losses/(Gains) on Disposal of Assets		(125)	55
+/- Movement in Operating Assets and Liabilities & Other Cash Items:			
Decrease/(Increase) in Receivables		(1,083)	1,160
Increase/(Decrease) in Provision for Doubtful Debts		376	(47)
Decrease/(Increase) in Inventories		11	(12)
Decrease/(Increase) in Other Assets		193	136
Increase/(Decrease) in Payables		(271)	357
Increase/(Decrease) in other accrued Expenses Payable		49	166
Increase/(Decrease) in Other Liabilities		452	(810)
Increase/(Decrease) in Employee Leave Entitlements		172	(205)
NET CASH PROVIDED FROM/(USED IN) OPERATING ACTIVITIES from the STATEMENT of CASH FLOWS		6,965	5,368
(c) Non-Cash Investing & Financing Activities			
Nil			
(d) Financing Arrangements			
(i) Unrestricted access was available at balance date to the following lines of credit:			
Credit Cards / Purchase Cards		70	70
Total Financing Arrangements		70	70
Amounts utilised as at Balance Date:			
- Credit Cards / Purchase Cards		9	9
Total Financing Arrangements Utilised		9	9
(ii) Secured Loan Liabilities			

Loans are secured by a mortgage over future years Rate Revenue only.

Strathfield Municipal Council

Notes to the Financial Statements

for the financial year ended 30 June 2014

Note 12. Commitments for Expenditure

\$ '000	Notes	Actual 2014	Actual 2013
(a) Capital Commitments (exclusive of GST)			
Capital expenditure committed for at the reporting date but not recognised in the financial statements as liabilities:			
Property, Plant & Equipment			
Buildings		-	102
Roads		344	458
Park Assets		-	230
Total Commitments		344	790
These expenditures are payable as follows:			
Within the next year		344	790
Total Payable		344	790
Sources for Funding of Capital Commitments:			
Unrestricted General Funds		344	559
Sect 64 & 94 Funds/Reserves		-	203
Unexpended Grants		-	28
Total Sources of Funding		344	790

(b) Finance Lease Commitments

Nil

(c) Operating Lease Commitments (Non Cancellable)

a. Commitments under Non Cancellable Operating Leases at the Reporting date, but not recognised as Liabilities are payable:

Within the next year		279	63
Later than one year and not later than 5 years		129	46
Total Non Cancellable Operating Lease Commitments		408	109

b. Non Cancellable Operating Leases include the following assets:

Computers & Photocopiers

Contingent Rentals may be payable depending on the condition of items or usage during the lease term.

Conditions relating to Operating Leases:

- All Operating Lease Agreements are secured only against the Leased Asset.
- No Lease Agreements impose any financial restrictions on Council regarding future debt etc.

(d) Investment Property Commitments

Nil

Strathfield Municipal Council

Notes to the Financial Statements

for the financial year ended 30 June 2014

Note 13a(i). Statement of Performance Measurement - Indicators (Consolidated)

\$ '000	Amounts 2014	Indicator 2014	Prior Periods 2013 2012	
Local Government Industry Indicators - Consolidated				
1. Operating Performance Ratio				
Total continuing operating revenue ⁽¹⁾				
<u>(excl. Capital Grants & Contributions) - Operating Expenses</u>	<u>(1,590)</u>	-5.15%	-8.93%	-9.89%
Total continuing operating revenue ⁽¹⁾ (excl. Capital Grants & Contributions)	30,871			
2. Own Source Operating Revenue Ratio				
Total continuing operating revenue ⁽¹⁾				
<u>(less ALL Grants & Contributions)</u>	<u>28,255</u>	81.54%	83.78%	84.40%
Total continuing operating revenue ⁽¹⁾	34,652			
3. Unrestricted Current Ratio				
Current Assets less all External Restrictions ⁽²⁾	<u>16,376</u>	2.79 : 1	3.06	3.07
Current Liabilities less Specific Purpose Liabilities ^(3, 4)	<u>5,867</u>			
4. Debt Service Cover Ratio				
Operating Result ⁽¹⁾ before capital excluding interest and depreciation / impairment / amortisation (EBITDA)	<u>3,285</u>	0.00	0.00	0.00
Principal Repayments (from the Statement of Cash Flows) + Borrowing Interest Costs (from the Income Statement)	-			
5. Rates, Annual Charges, Interest & Extra Charges Outstanding Percentage				
Rates, Annual and Extra Charges Outstanding	<u>1,217</u>	5.51%	5.54%	6.83%
Rates, Annual and Extra Charges Collectible	22,077			
6. Cash Expense Cover Ratio				
Current Year's Cash and Cash Equivalents including All Term Deposits	<u>31,937</u>	12.65	13.41	14.35
Payments from cash flow of operating and financing activities	2,525			

Notes

⁽¹⁾ Excludes fair value adjustments and reversal of revaluation decrements, net gain/(loss) on sale of assets and net share of interests in joint ventures.

⁽²⁾ Refer Notes 6-8 inclusive.

Also excludes any Real Estate & Land for resale not expected to be sold in the next 12 months

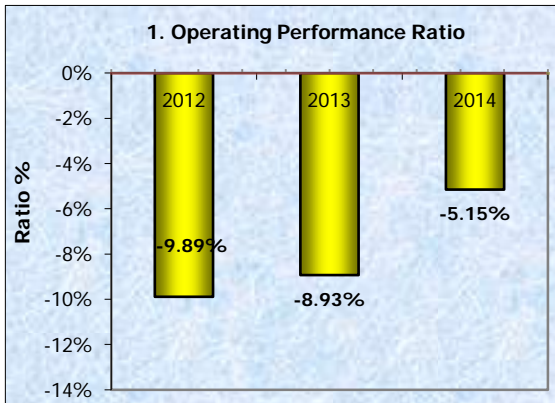
⁽³⁾ Refer to Note 10(a).

⁽⁴⁾ Refer to Note 10(a)(ii) - excludes all payables & provisions not expected to be paid in the next 12 months (incl. ELE).

Strathfield Municipal Council

Notes to the Financial Statements for the financial year ended 30 June 2014

Note 13a(ii). Local Government Industry Indicators - Graphs (Consolidated)



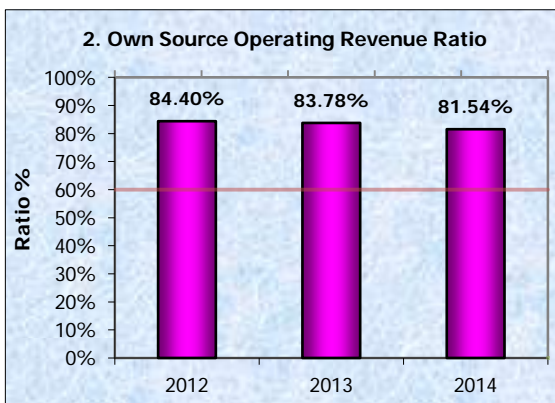
Purpose of Operating Performance Ratio

This ratio measures Council's achievement of containing operating expenditure within operating revenue.

Commentary on 2013/14 Result	
2013/14 Ratio	-5.15%
Council's Operating Performance is slightly below the benchmark of 0% which has improved on the previous year.	

— Minimum 0.00%

Source for Benchmark: Code of Accounting Practice and Financial Reporting



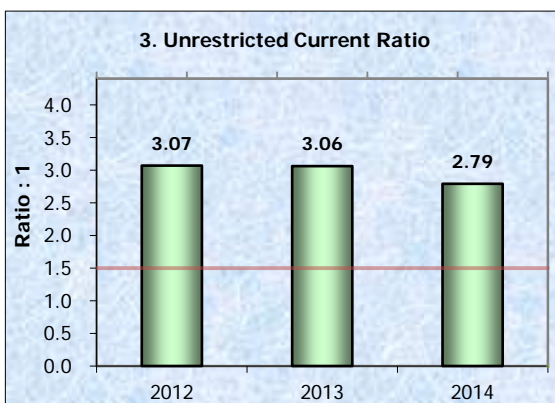
Purpose of Own Source Operating Revenue Ratio

This ratio measures fiscal flexibility. It is the degree of reliance on external funding sources such as operating grants & contributions.

Commentary on 2013/14 Result	
2013/14 Ratio	81.54%
Council is not fully reliant on grants and contributions.	

— Minimum 60.00%

Source for Benchmark: Code of Accounting Practice and Financial Reporting



Purpose of Unrestricted Current Ratio

To assess the adequacy of working capital and its ability to satisfy obligations in the short term for the unrestricted activities of Council.

Commentary on 2013/14 Result	
2013/14 Ratio	2.79 : 1
Council has continued to maintain a very liquid position.	

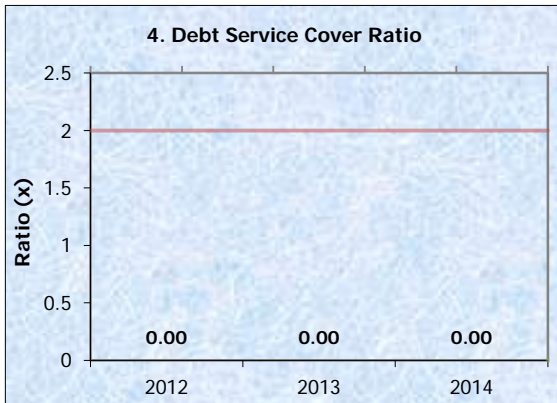
— Minimum 1.50

Source for Benchmark: Code of Accounting Practice and Financial Reporting

Strathfield Municipal Council

Notes to the Financial Statements for the financial year ended 30 June 2014

Note 13a(ii). Local Government Industry Indicators - Graphs (Consolidated)

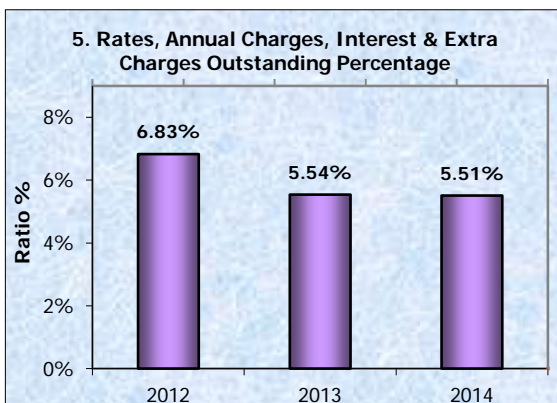


Source for Benchmark: NSW Treasury Corporation

Purpose of Debt Service Cover Ratio

This ratio measures the availability of operating cash to service debt including interest, principal and lease payments

Commentary on 2013/14 Result	
2013/14 Ratio	0.00
Council continues to be debt free.	



Purpose of Rates & Annual Charges Outstanding Ratio

To assess the impact of uncollected rates and annual charges on Council's liquidity and the adequacy of recovery efforts.

Commentary on 2013/14 Result	
2013/14 Ratio	5.51%
Councils debt collection has continued to improve.	



— Minimum 3.00

Source for Benchmark: Code of Accounting Practice and Financial Reporting

Purpose of Cash Expense Cover Ratio

This liquidity ratio indicates the number of months a Council can continue paying for its immediate expenses without additional cash inflow.

Commentary on Result	
2013/14 Ratio	12.65
The level of cash council has available is more than sufficient to meet its immediate expenses.	

Strathfield Municipal Council

Notes to the Financial Statements

for the financial year ended 30 June 2014

Note 14. Investment Properties

\$ '000

Council has not classified any Land or Buildings as "Investment Properties"

Note 15. Financial Risk Management

Risk Management

Council's activities expose it to a variety of financial risks including **(1)** price risk, **(2)** credit risk, **(3)** liquidity risk and **(4)** interest rate risk.

The Council's overall risk management program focuses on the unpredictability of financial markets and seeks to minimise potential adverse effects on the financial performance of the Council.

Council does not engage in transactions expressed in foreign currencies and is therefore not subject to foreign currency risk.

A comparison by category of the carrying amounts and fair values of Council's Financial Assets & Financial Liabilities recognised in the financial statements is presented below.

	Carrying Value		Fair Value	
	2014	2013	2014	2013
Financial Assets				
Cash and Cash Equivalents	10,437	8,206	10,437	8,206
Investments				
- "Held to Maturity"	21,500	22,000	21,500	22,000
Receivables	2,805	2,098	2,805	2,098
Total Financial Assets	34,742	32,304	34,742	32,304
Financial Liabilities				
Payables	7,688	7,337	7,688	7,337
Total Financial Liabilities	7,688	7,337	7,688	7,337

Fair Value is determined as follows:

- **Cash & Cash Equivalents, Receivables, Payables** - are estimated to be the carrying value which approximates mkt value.
- **Borrowings & Held to Maturity Investments** - are based upon estimated future cash flows discounted by the current market interest rates applicable to assets & liabilities with similar risk profiles, unless quoted market prices are available.
- Financial Assets classified (i) "**at fair value through profit & loss**" or (ii) **Available for Sale** - are based upon quoted market prices (in active markets for identical investments) at the reporting date or independent valuation.

Refer to Note 27 - Fair Value Measurement for information regarding the fair value of financial assets & liabilities

Strathfield Municipal Council

Notes to the Financial Statements

for the financial year ended 30 June 2014

Note 15. Financial Risk Management (continued)

\$ '000

(a) Cash & Cash Equivalents, Financial assets 'at fair value through the profit & Loss' "Available-for-sale" financial assets & "Held-to-maturity" Investments

Council's objective is to maximise its return on cash & investments whilst maintaining an adequate level of liquidity and preserving capital.

Council's Finance area manages the Cash & Investments portfolio with the assistance of independent advisors.

Council has an Investment Policy which complies with the Local Government Act & Minister's Investment Order. This Policy is regularly reviewed by Council and its staff and an Investment Report is tabled before Council on a monthly basis setting out the portfolio breakup and its performance.

The risks associated with the investments held are:

- **Price Risk** - the risk that the capital value of Investments may fluctuate due to changes in market prices, whether there changes are caused by factors specific to individual financial instruments or their issuers or are caused by factors affecting similar instruments traded in a market.
- **Interest Rate Risk** - the risk that movements in interest rates could affect returns and income.
- **Credit Risk** - the risk that the investment counterparty) will not complete their obligations particular to a financial instrument, resulting in a financial loss to Council - be it of a capital or income nature.

Council manages these risks (amongst other measures) by diversifying its portfolio and only purchasing investments with high credit ratings or capital guarantees.

The following represents a summary of the sensitivity of Council's Income Statement and Accumulated Surplus (for the reporting period) due to a change in either the price of a financial asset or the interest rates applicable.

It is assumed that the change in interest rates would have been constant throughout the reporting period.

	Increase of Values/Rates		Decrease of Values/Rates	
	Profit	Equity	Profit	Equity
2014				
Possible impact of a 1% movement in Interest Rates	319	319	(319)	(319)
2013				
Possible impact of a 1% movement in Interest Rates	302	302	(302)	(302)

Strathfield Municipal Council

Notes to the Financial Statements

for the financial year ended 30 June 2014

Note 15. Financial Risk Management (continued)

\$ '000

(b) Receivables

Council's major receivables comprise **(i)** Rates & Annual charges and **(ii)** User Charges & Fees.

The major risk associated with these receivables is credit risk - the risk that debts due and payable to Council may not be repaid in full.

Council manages this risk by monitoring outstanding debt and employing stringent debt recovery procedures. It also encourages ratepayers to pay their rates by the due date through incentives.

Credit risk on rates and annual charges is minimised by the ability of Council to secure a charge over the land relating to the debts - that is, the land can be sold to recover the debt. Council is also able to charge interest on overdue rates & annual charges at higher than market rates which further encourages the payment of debt.

The level of outstanding receivables is reported to Council monthly and benchmarks are set and monitored for acceptable collection performance.

Council makes suitable provision for doubtful receivables as required and carries out credit checks on most non-rate debtors.

There are no material receivables that have been subjected to a re-negotiation of repayment terms.

A profile of Council's receivables credit risk at balance date follows:

	2014 Rates & Annual Charges	2014 Other Receivables	2013 Rates & Annual Charges	2013 Other Receivables
(i) Ageing of Receivables - %				
Current (not yet overdue)	0%	69%	0%	73%
Overdue	100%	31%	100%	27%
	<u>100%</u>	<u>100%</u>	<u>100%</u>	<u>100%</u>

(ii) Ageing of Receivables - value

Current (not yet overdue)	-	1,410	-	1,042
Past due by up to 30 days	77	-	199	26
Past due between 31 and 60 days	106	305	175	169
Past due between 61 and 90 days	452	80	-	-
Past due by more than 90 days	369	690	596	199
	<u>1,004</u>	<u>2,485</u>	<u>970</u>	<u>1,436</u>

(iii) Movement in Provision for Impairment of Receivables

	2014	2013
Balance at the beginning of the year	308	355
+ new provisions recognised during the year	376	94
- amounts already provided for & written off this year	-	(5)
- amounts provided for but recovered during the year	-	(136)
Balance at the end of the year	<u>684</u>	<u>308</u>

Strathfield Municipal Council

Notes to the Financial Statements

for the financial year ended 30 June 2014

Note 15. Financial Risk Management (continued)

\$ '000

(c) Payables & Borrowings

Payables & Borrowings are both subject to liquidity risk - the risk that insufficient funds may be on hand to meet payment obligations as and when they fall due.

Council manages this risk by monitoring its cash flow requirements and liquidity levels and maintaining an adequate cash buffer.

Payment terms can (in extenuating circumstances) also be extended & overdraft facilities utilised as required.

The contractual undiscounted cash outflows (ie. principal and interest) of Council's Payables & Borrowings are set out in the maturity table below:

\$ '000	Subject to no maturity	payable in:						Total Cash Outflows	Actual Carrying Values
		≤ 1 Year	1-2 Yrs	2-3 Yrs	3-4 Yrs	4-5 Yrs	> 5 Yrs		
2014									
Trade/Other Payables	5,497	2,191	-	-	-	-	-	7,688	7,688
Total Financial Liabilities	5,497	2,191	-	-	-	-	-	7,688	7,688
2013									
Trade/Other Payables	5,039	2,298	-	-	-	-	-	7,337	7,337
Total Financial Liabilities	5,039	2,298	-	-	-	-	-	7,337	7,337

Borrowings are also subject to interest rate risk - the risk that movements in interest rates could adversely affect funding costs & debt servicing requirements. Council manages this risk through the diversification of borrowing types, maturities & interest rate structures.

The following interest rates were applicable to Council's Borrowings at balance date:

	2014		2013	
	Carrying Value	Average Interest Rate	Carrying Value	Average Interest Rate
Trade/Other Payables	7,688	0.0%	7,337	0.0%
	<u>7,688</u>		<u>7,337</u>	

Strathfield Municipal Council

Notes to the Financial Statements

for the financial year ended 30 June 2014

Note 16. Material Budget Variations

\$ '000

Council's Original Financial Budget for 13/14 was adopted by the Council on 27 June 2013.

While the Income Statement included in this General Purpose Financial Report must disclose the Original Budget adopted by Council, the Local Government Act requires Council to review its Financial Budget on a Quarterly Basis, so that it is able to manage the various variations between actuals versus budget that invariably occur throughout the year.

This Note sets out the details of MATERIAL VARIATIONS between Council's Original Budget and its Actual results for the year as per the Income Statement - even though such variations may have been adjusted for during each Quarterly Budget Review.

Note that for Variations* of Budget to Actual :

Material Variations represent those variances that amount to **10%** or more of the original budgeted figure.

F = Favourable Budget Variation, **U** = Unfavourable Budget Variation

\$ '000	2014 Budget	2014 Actual	2014 ----- Variance* -----		
REVENUES					
Rates & Annual Charges	20,479	20,856	377	2%	F
User Charges & Fees	3,036	3,863	827	27%	F
Council received additional revenue from sport and recreational activities \$413,000, development application fees \$261,000, inspection fees \$68,000, certificate fees \$72,000.					
Interest & Investment Revenue	1,175	1,272	97	8%	F
Other Revenues	1,291	2,264	973	75%	F
Insurance claim for depot building fire \$404,000 insurance incentives \$310,000, commission and sponsorship received \$31,000, parking fines \$220,000.					
Operating Grants & Contributions	1,865	2,616	751	40%	F
Higher than anticipated grants and contributions received including , Digital Local Govt Program (NBN Project) \$186,821, Cooks River \$582,706, Recycling Program \$138,721, Community Care \$22,870, Reduction in Financial Assistant Grant -178,480.					
Capital Grants & Contributions	1,465	3,781	2,316	158%	F
Successful grant applications received including RMS Black Spot Program \$250,000, Community Safety \$95,000, Recycling (FOGO) \$106,477, Sport and Recreation \$75,000, Wood Smoke Reduction \$28,000, Cooks River \$28,000. Higher than anticipated Section 94 contributions \$1,816,900. Automatic Waste Collection revenue expected was not received -\$150,000.					
Net Gains from Disposal of Assets	1,975	125	(1,850)	(94%)	U
Due to an anticipated sale of property for FY 2013/14 at Dalton Ave being delayed.					

Strathfield Municipal Council

Notes to the Financial Statements

for the financial year ended 30 June 2014

Note 16. Material Budget Variations (continued)

\$ '000	2014 Budget	2014 Actual	2014 ----- Variance* -----		
EXPENSES					
Employee Benefits & On-Costs	13,315	12,729	586	4%	F
Materials & Contracts	4,853	7,021	(2,168)	(45%)	U
Higher than anticipated costs for; Communication Services \$177,440, Cooks River project (partly funded) \$457,388, Digital Local Govt Program (NBN Project) \$295,564, which is part government funded, Enforcement and Protection \$141,438, Hudson Golf Course \$27,118 (offset by additional revenue), Health Services \$158,288, Legal Expenses \$233,057, Parks and Recreational \$172,420, Restoration Footpaths \$166,014 (offset by private works revenue), Traffic Facilities \$198,822 and Waste Services \$136,244.					
Depreciation & Amortisation	4,498	4,875	(377)	(8%)	U
Other Expenses	7,193	7,836	(643)	(9%)	U
Budget Variations relating to Council's Cash Flow Statement include:					
Cash Flows from Operating Activities	3,950	6,965	3,015	76.3%	F
Due to greater than anticipated section 94 income and additional revenue as detailed above.					
Cash Flows from Investing Activities	(5,335)	(4,734)	601	(11.3%)	F
Anticipated property sale was delayed.					

Strathfield Municipal Council

Notes to the Financial Statements

for the financial year ended 30 June 2014

Note 17. Statement of Developer Contributions

\$ '000

Council recovers contributions, raises levies & enters into planning agreements on development works that are subject to a development consent issued by Council. All contributions must be spent/utilised for the specific purpose they were levied and any interest applicable to unspent funds must be attributed to remaining funds.

The following tables detail the receipt, interest and use of the above contributions & levies and the value of all remaining funds which are "restricted" in their future use.

SUMMARY OF CONTRIBUTIONS & LEVIES

PURPOSE	Opening Balance	Contributions received during the Year		Interest earned in Year	Expenditure during Year	Internal Borrowing (to)/from	Held as Restricted Asset	Projections			Cumulative Internal Borrowings due/(payable)
		Cash	Non Cash					Future income	Exp still outstanding	Over or (under) Funding	
Roads & Traffic Facilities	8,204	126	-	304	(197)	-	8,437	9,722	(18,409)	(250)	1,275
Parking	386	-	-	12	-	-	398	-	(398)	-	-
Major Open Space	1,571	1,465	-	68	(292)	-	2,812	27,939	(30,752)	(1)	-
Local Open Space	-	578	-	(36)	(323)	-	219	10,260	(10,480)	(1)	(1,274)
Community Facilities	-	258	-	4	-	-	262	54,732	(54,994)	-	(1)
Administration	82	66	-	4	(36)	-	116	1,129	(1,302)	(57)	-
S94 Contributions - under a Plan	10,243	2,493	-	356	(848)	-	12,244	103,782	(116,335)	(309)	-
S94A Levies - under a Plan	367	668	-	14	(472)	-	577				-
Total S94 Revenue Under Plans	10,610	3,161	-	370	(1,320)	-	12,821				-
S94 not under Plans	782	-	-	25	-	-	807	-	(807)	-	-
Total Contributions	11,392	3,161	-	395	(1,320)	-	13,628	103,782	(117,142)	(309)	-

Strathfield Municipal Council

Notes to the Financial Statements

for the financial year ended 30 June 2014

Note 17. Statement of Developer Contributions (continued)

\$ '000

S94 CONTRIBUTIONS - UNDER A PLAN

CONTRIBUTION PLAN 2010 - DIRECT

PURPOSE	Opening Balance	Contributions received during the Year		Interest earned in Year	Expenditure during Year	Internal Borrowing (to)/from	Held as Restricted Asset	Projections			Cumulative Internal Borrowings due/(payable)
		Cash	Non Cash					Future income	Exp still outstanding	Over or (under) Funding	
Roads & Traffic Facilities	7,432	126	-	280	(197)	-	7,641	9,722	(17,613)	(250)	1,275
Major Open Space	1,562	1,465	-	68	(292)	-	2,803	27,939	(30,743)	(1)	-
Local Open Space	-	578	-	(36)	(323)	-	219	10,260	(10,480)	(1)	(1,274)
Community Facilities	-	258	-	4	-	-	262	54,732	(54,994)	-	(1)
Administration	82	66	-	4	(36)	-	116	1,129	(1,302)	(57)	-
Total	9,076	2,493	-	320	(848)	-	11,041	103,782	(115,132)	(309)	-

CONTRIBUTION PLAN 1993

PURPOSE	Opening Balance	Contributions received during the Year		Interest earned in Year	Expenditure during Year	Internal Borrowing (to)/from	Held as Restricted Asset	Projections			Cumulative Internal Borrowings due/(payable)
		Cash	Non Cash					Future income	Exp still outstanding	Over or (under) Funding	
Roads & Traffic Facilities	772	-	-	24	-	-	796	-	(796)	-	-
Parking	386	-	-	12	-	-	398	-	(398)	-	-
Major Open Space	9	-	-	-	-	-	9	-	(9)	-	-
Total	1,167	-	-	36	-	-	1,203	-	(1,203)	-	-

Strathfield Municipal Council

Notes to the Financial Statements

for the financial year ended 30 June 2014

Note 17. Statement of Developer Contributions (continued)

\$ '000

S94A LEVIES - UNDER A PLAN

INDIRECT DEVELOPMENT CONTRIBUTIONS PLAN - 2010

PURPOSE	Opening Balance	Contributions received during the Year		Interest earned in Year	Expenditure during Year	Internal Borrowing (to)/from	Held as Restricted Asset	Projections			Cumulative Internal Borrowings due/(payable)
		Cash	Non Cash					Future income	Exp still outstanding	Over or (under) Funding	
General Levy	367	668	-	14	(472)	-	577	-	-	-	-
Total	367	668	-	14	(472)	-	577				-

S94 CONTRIBUTIONS - NOT UNDER A PLAN

PURPOSE	Opening Balance	Contributions received during the Year		Interest earned in Year	Expenditure during Year	Internal Borrowing (to)/from	Held as Restricted Asset	Projections			Cumulative Internal Borrowings due/(payable)
		Cash	Non Cash					Future income	Exp still outstanding	Over or (under) Funding	
Parking	782	-	-	25	-	-	807	-	(807)	-	-
Total	782	-	-	25	-	-	807	-	(807)	-	-

Strathfield Municipal Council

Notes to the Financial Statements

for the financial year ended 30 June 2014

Note 18. Contingencies & Other Assets/Liabilities Not Recognised

\$ '000

The following assets and liabilities do not qualify for recognition in the Statement of Financial Position, but their knowledge & disclosure is considered relevant to the users of Council's Financial Report.

LIABILITIES NOT RECOGNISED:

1. Guarantees

(i) Defined Benefit Superannuation Contribution Plans

Council participates in an employer sponsored Defined Benefit Superannuation Scheme, and makes contributions as determined by the Superannuation Scheme's Trustees.

Member Councils bear responsibility of ensuring there are sufficient funds available to pay out the required benefits as they fall due.

The Schemes most recent full actuarial review indicated that the Net Assets of the Scheme were not sufficient to meet the accrued benefits of the Schemes Defined Benefit member category with member Councils required to make significantly higher contributions in future years.

The Local Government Superannuation Scheme however is unable to provide Council with an accurate estimate of its share of the net deficit and accordingly Council has not recorded any net liability from its Defined Benefit Scheme obligations in accordance with AASB 119.

Future contributions made to the defined benefit scheme to rectify the net deficit position will be recognised as an expense when they become payable - similar to the accounting for Defined Contributions Plans.

(ii) Statewide Limited

Council is a member of Statewide Mutual, a mutual pool scheme providing liability insurance to Local Government.

Membership includes the potential to share in either the net assets or liabilities of the fund depending on its past performance. Council's share of the Net Assets or Liabilities reflects Council's contributions to the pool and the result of insurance claims within each of the Fund Years.

The future realisation and finalisation of claims incurred but not reported to 30/6 this year may result in future liabilities or benefits as a result of past events that Council will be required to fund or share in respectively.

(iii) StateCover Limited

Council is a member of StateCover Mutual Limited and holds a partly paid share in the entity.

StateCover is a company providing workers compensation insurance cover to the NSW Local Government Industry and specifically Council.

Council has a contingent liability to contribute further equity in the event of the erosion of the Company's capital base as a result of the company's past performance and/or claims experience or as a result of any increased prudential requirements from APRA.

These future equity contributions would be required to maintain the company's minimum level of Net Assets in accordance with its Licence Requirements.

(iv) Other Guarantees

Council has provided no other Guarantees other than those listed above.

Strathfield Municipal Council

Notes to the Financial Statements

for the financial year ended 30 June 2014

Note 18. Contingencies & Other Assets/Liabilities Not Recognised (continued)

\$ '000

LIABILITIES NOT RECOGNISED (continued):

2. Other Liabilities

(i) Third Party Claims

The Council is involved from time to time in various claims incidental to the ordinary course of business including claims for damages relating to its services.

Council believes that it is appropriately covered for all claims through its Insurance Coverage and does not expect any material liabilities to eventuate.

(ii) S94 Plans

Council levies Section 94/94A Contributions upon various development across the Council area through the required Contributions Plans.

As part of these Plans, Council has received funds for which it will be required to expend the monies in accordance with those Plans.

As well, these Plans indicate proposed future expenditure to be undertaken by Council, which will be funded by making levies and receipting funds in future years or where a shortfall exists by the use of Council's General Funds.

These future expenses do not yet qualify as liabilities as of the Reporting Date, but represent Council's intention to spend funds in the manner and timing set out in those Plans.

(iii) Potential Land Acquisitions due to Planning Restrictions imposed by Council

Council has classified a number of privately owned land parcels as Local Open Space or Bushland.

(iii) Potential Land Acquisitions due to Planning Restrictions imposed by Council (continued)

As a result, where notified in writing by the various owners, Council will be required to purchase these land parcels.

At reporting date, reliable estimates as to the value of any potential liability (& subsequent land asset) from such potential acquisitions has not been possible.

ASSETS NOT RECOGNISED:

(i) Land Under Roads

As permitted under AASB 1051, Council has elected not to bring to account Land Under Roads that it owned or controlled up to & including 30/6/08.

(ii) Infringement Notices/Fines

Fines & Penalty Income, the result of Council issuing Infringement Notices is followed up and collected by the Infringement Processing Bureau.

Council's Revenue Recognition policy for such income is to account for it as revenue on receipt.

Accordingly, at Year End, there is a potential asset due to Council representing issued but unpaid Infringement Notices.

Due to the limited information available on the status, value and duration of outstanding Notices, Council is unable to determine the value of outstanding income.

Note 19. Controlled Entities, Associated Entities & Interests in Joint Ventures

Council has no interest in any Controlled Entities, Associated Entities or Joint Ventures.

Strathfield Municipal Council

Notes to the Financial Statements

for the financial year ended 30 June 2014

Note 20. Equity - Retained Earnings and Revaluation Reserves

\$ '000	Notes	Actual 2014	Actual 2013
(a) Retained Earnings			
Movements in Retained Earnings were as follows:			
Balance at beginning of Year (from previous years audited accounts)		157,840	158,027
a. Net Operating Result for the Year		2,316	(187)
Balance at End of the Reporting Period		160,156	157,840
(b) Reserves			
(i) Reserves are represented by:			
- Infrastructure, Property, Plant & Equipment Revaluation Reserve		125,016	125,016
Total		125,016	125,016
(ii) Reconciliation of movements in Reserves:			
Infrastructure, Property, Plant & Equipment Revaluation Reserve			
- Opening Balance		125,016	123,156
- Revaluations for the year	9(a)	-	1,860
- Balance at End of Year		125,016	125,016
TOTAL VALUE OF RESERVES		125,016	125,016
(iii) Nature & Purpose of Reserves			
Infrastructure, Property, Plant & Equipment Revaluation Reserve			
- The Infrastructure, Property, Plant & Equipment Revaluation Reserve is used to record increments/decrements of Non Current Asset values due to their revaluation.			

(c) Correction of Error/s relating to a Previous Reporting Period

Council made no correction of errors during the current reporting period.

(d) Voluntary Changes in Accounting Policies

Council made no voluntary changes in any accounting policies during the year.

Note 21. Financial Result & Financial Position by Fund

Council utilises only a General Fund for its operations.

Strathfield Municipal Council

Notes to the Financial Statements for the financial year ended 30 June 2014

Note 22. "Held for Sale" Non Current Assets & Disposal Groups

Council did not classify any Non Current Assets or Disposal Groups as "Held for Sale".

Note 23. Events occurring after the Reporting Date

Events that occur between the end of the reporting period (ending 30 June 2014) and the date when the financial statements are "authorised for issue" have been taken into account in preparing these statements.

Council has adopted the date of receipt of the Auditors' Report as the applicable "authorised for issue" date relating to these General Purpose Financial Statements.

Accordingly, the "authorised for issue" date is 31/10/14.

Events that occur after the Reporting Period represent one of two types:

(i) Events that provide evidence of conditions that existed at the Reporting Period

These financial statements (and the figures therein) incorporate all "adjusting events" that provided evidence of conditions that existed at 30 June 2014.

(ii) Events that provide evidence of conditions that arose after the Reporting Period

These financial statements (& figures therein) do not incorporate any "non-adjusting events" that have occurred after 30 June 2014 and which are only indicative of conditions that arose after 30 June 2014.

Council is unaware of any material or significant "non-adjusting events" that should be disclosed.

Note 24. Discontinued Operations

Council has not classified any of its Operations as "Discontinued".

Note 25. Intangible Assets

Intangible Assets represent identifiable non-monetary asset without physical substance.

Council is unaware of any control over Intangible Assets that warrant recognition in the Financial Statements, including either internally generated and developed assets or purchased assets.

Note 26. Reinstatement, Rehabilitation & Restoration Liabilities

Council has no outstanding obligations to make, restore, rehabilitate or reinstate any of its assets/operations.

Strathfield Municipal Council

Notes to the Financial Statements

for the financial year ended 30 June 2014

Note 27. Fair Value Measurement

\$ '000

The Council measures the following asset and liability classes at fair value on a recurring basis:

- Infrastructure, Property, Plant and Equipment
- Financial Assets & Liabilities

The fair value of assets and liabilities must be estimated in accordance with various Accounting Standards for either recognition and measurement requirements or for disclosure purposes.

AASB 13 Fair Value Measurement requires all assets and liabilities measured at fair value to be assigned to a "level" in the fair value hierarchy as follows:

Level 1: Unadjusted quoted prices in active markets for identical assets or liabilities that the entity can access at the measurement date.

Level 2: Inputs other than quoted prices included within Level 1 that are observable for the asset or liability, either directly or indirectly.

Level 3: Inputs for the asset or liability that are not based on observable market data (unobservable inputs).

(1) The following table presents all assets and liabilities that have been measured & recognised at fair values:

2014	Date of latest Valuation	Fair Value Measurement Hierarchy			Total
		Level 1 Quoted prices in active mkts	Level 2 Significant observable inputs	Level 3 Significant unobservable inputs	
Recurring Fair Value Measurements					
Infrastructure, Property, Plant & Equipment					
Plant & Equipment	30/06/13	-	-	2,366	2,366
Office Equipment	30/06/13	-	-	556	556
Operational Land	30/06/13	-	-	33,516	33,516
Community Land	30/06/11	-	-	27,762	27,762
Land Improvements depreciable	30/06/11	-	-	895	895
Park Assets	30/06/11	-	-	3,444	3,444
Buildings Non Specialised	30/06/13	-	-	3,630	3,630
Buildings Specialised	30/06/13	-	-	18,551	18,551
Roads	30/06/10	-	-	63,225	63,225
Bridges	30/06/10	-	-	450	450
Footpaths	30/06/10	-	-	16,817	16,817
Bulk Earthworks (non depreciable)	30/06/10	-	-	68,716	68,716
Stormwater Drainage	30/06/10	-	-	20,777	20,777
Library Books	30/06/11	-	-	240	240
Other	30/06/11	-	-	340	340
Total Infrastructure, Property, Plant & Equipment		-	-	261,285	261,285

(2) Transfers between Level 1 & Level 2 Fair Value Hierarchies

During the year, there were no transfers between Level 1 and Level 2 Fair Value hierarchies for recurring fair value measurements.

Strathfield Municipal Council

Notes to the Financial Statements

for the financial year ended 30 June 2014

Note 27. Fair Value Measurement (continued)

(3) Valuation techniques used to derive Level 2 and Level 3 Fair Values

Where Council is unable to derive Fair Valuations using quoted market prices of identical assets (ie. Level 1 inputs), Council instead utilises a spread of both observable inputs (Level 2 inputs) and unobservable inputs (Level 3 inputs).

The Fair Valuation techniques Council has employed while utilising Level 2 and Level 3 inputs are as follows:

Plant & Equipment, Office Equipment and Furniture & Fittings

The purchase cost of Plant & Equipment, Office Equipment and Furniture & Fittings are taken as their fair value. There has been no change to the valuation techniques during the reporting period.

Operational Land

The valuation of Council's operational land was undertaken at 30 June 2013 by an external valuation.

Operational land has been valued at market value, having regard to the "highest and best use", after identifying all elements that would be taken into account by buyers and sellers in settling the price.

Since extensive professional judgements were required to determine the inputs these assets were classified as having been valued using Level 3 valuation inputs. There has been no change to the valuation techniques during the reporting period.

Community Land

Council's community land was valued based on the Land Value (LV) provided by the Valuer-General. Where the Valuer-General did not provide LV an average unit rate based on the LV for similar community land was used, having regard to the highest and best use for the land. There has been no change to the valuation techniques during the reporting period.

Land Under Roads

Council has elected not to recognise land under roads acquired before 1 July 2008 in accordance with AASB 1051.

Land Improvement - Depreciable

This asset class comprises land improvements such as gardens, streetscaping and landscaping. These assets are located on parks and reserves. Valuations were performed by external valuers based of the information supplied and professional judgement. There has been no change to the valuation process during the reporting period.

Strathfield Municipal Council

Notes to the Financial Statements

for the financial year ended 30 June 2014

Note 27. Fair Value Measurement (continued)

Park Assets

Assets within this class have been valued by an external valuer at fair value comprising of Regional Sporting and Recreational Facilities and Playgrounds, Park Furniture and Fittings, Tennis Courts and Shelters. Recreational and Park Infrastructure (picnic tables, seats, bollards, fences, BBQ's, etc). Extensive professional judgement has been required to determine the final fair value of assets. There has been no change to the valuation process during the reporting period.

Buildings – Non Specialised and Specialised

Council's buildings were valued utilising the cost approach by an external valuer in June 2013. The approach estimated the replacement cost of each building and componentising of significant parts with different useful lives and taking into account a range of factors. The unit rates could be supported by market evidence and other inputs (such as estimates of residual value, useful life and asset condition) required extensive professional judgement and impacted significantly on the final determination of fair value. As such, these assets have been valued using Level 3 inputs. There has been no change to the valuation techniques during the reporting period.

Roads

This asset class comprises the Road Carriageway, Suburb Markers and Traffic facilities. The road carriageway is defined as the trafficable portion of a road, between but not including the kerb and gutter. The 'Cost Approach' using Level 3 inputs was used to value the road carriageway and other road infrastructure. Valuations for the road carriageway, comprising surface, pavement and formation were based on calculations undertaken by our external valuation process in June 2010. There has been no change to the valuation process during the reporting period.

Bridges

Bridges were externally valued using the cost approach. The approach estimated the replacement cost for each bridge by componentising the bridges into significant parts with different useful lives and taking into account a range of factors. The components included the Bridge Deck/Superstructure, Bridge Abutments/Foundations and Bridge rails/handrails. Extensive professional judgement has impacted significantly on the final determination of fair value. There has been no change to the valuation process during the reporting period.

Footpaths and Kerb & Gutter

Footpaths were valued by an external valuer in June 2010 using the cost approach. Footpaths and Kerb & Gutter were segmented to match the adjacent road segment where possible and no further componentisation was undertaken. Footpaths and Kerb & Gutter were originally mapped and the condition assessed based on a physical inspection. Condition information is updated as changes in the network are observed through regular inspections. There has been no change to the valuation process during the reporting period.

Strathfield Municipal Council

Notes to the Financial Statements

for the financial year ended 30 June 2014

Note 27. Fair Value Measurement (continued)

Bulk Earthworks

The 'Cost Approach' estimated the replacement cost for each asset, while the unit rates are support by the market rates. There has been no change to the valuation process during the reporting period.

Stormwater Drainage

Assets within this class comprise pits, pipes, open channels, headwalls and various types of water quality devices. The 'Cost Approach' estimated the replacement cost for each asset by componentising the assets into significant parts with different useful lives and taking into account a range of factors. While the unit rates based on linear metres of certain diameter pipes and prices per pit or similar could be supported through extensive professional judgement and market evidence. There has been no change to the the valuation process during the reporting period.

Library Books

Library Books are valued at cost but are disclosed at fair value in the notes. The carrying amount of these assets are assumed to approximate fair value due to the nature of the items. There has been no change to the valuation process during the reporting period.

Other Assets

The cost approach is used to value other assets which relate to miscellaneous assets of lower value. Council views these assets against quoted prices for the gross current replacement cost of similar assets and taking account of the pattern of consumption, estimated remaining useful life and residual value. There has been no change to the valuation process during the reporting period.

Strathfield Municipal Council

Notes to the Financial Statements

for the financial year ended 30 June 2014

Note 27. Fair Value Measurement (continued)

\$ '000

(4). Fair value measurements using significant unobservable inputs (Level 3)

a. The following tables present the changes in Level 3 Fair Value Asset Classes.

	Plant & Equipment	Operational Land	Community Land	Land Improvements (Depreciable)	Total
Closing Balance - 30/6/13	2,744	31,771	27,762	858	63,135
Purchases (GBV)	1,219	1,745	-	82	3,046
Disposals (WDV)	(253)	-	-	-	(253)
Depreciation & Impairment	(788)	-	-	(45)	(833)
Closing Balance - 30/6/14	2,922	33,516	27,762	895	65,095

	Buildings	Roads	Bridges	Footpaths	Total
Closing Balance - 30/6/13	22,329	64,057	466	16,895	103,747
Purchases (GBV)	481	1,131	-	411	2,023
Depreciation & Impairment	(629)	(1,963)	(16)	(478)	(3,086)
Closing Balance - 30/6/14	22,181	63,225	450	16,817	102,673

	Bulk Earthwork (Non Depreciable)	Storm Water Drainage	Library Books	Park Assets & Other	Total
Closing Balance - 30/6/13	68,716	21,443	273	3,241	93,673
Purchases (GBV)	-	-	63	833	896
Disposals (WDV)	-	-	-	-	-
Depreciation & Impairment	-	(666)	(96)	(290)	(1,052)
Closing Balance - 30/6/14	68,716	20,777	240	3,784	93,517

b. Information relating to the transfers into and out of the Level 3 Fair Valuation hierarchy (as disclosed in the Table above) includes:

Nil

Strathfield Municipal Council

Notes to the Financial Statements

for the financial year ended 30 June 2014

Note 27. Fair Value Measurement (continued)

\$ '000

(4). Fair value measurements using significant unobservable inputs (Level 3) (continued)

c. Significant unobservable valuation inputs used (for Level 3 asset classes) and their relationship to fair value.

The following table summarises the quantitative information relating to the significant unobservable inputs used in deriving the various Level 3 Asset Class fair values.

Class	Fair Value (30/6/14) \$'000	Valuation Technique/s	Unobservable Inputs	Range of Inputs (incl. probable)	Relationship of unobservable inputs to Fair Value
I,PP&E					
Plant & Equipment	2,366	Cost approach	* Gross replacement cost * Remaining useful life	* Varies * 4 - 25 years	Significant changes in gross replacement value or remaining useful life would result in significant changes in fair value measurement.
Office Equipment	556	Cost approach	* Gross replacement cost * Remaining useful life	* Varies * 4 - 25 years	Significant changes in gross replacement value or remaining useful life would result in significant changes in fair value measurement.
Operational Land	33,516	Qualified Valuer	* Price per square metre	\$200 - \$2,600 per square metre	Significant changes in price per square metre would result in significant changes to fair value measurement.
Community Land	27,762	Valuer General or average unit rate based on similar land values	* Unimproved Capital Value	\$5 - \$2,950 per square metre	Significant changes in price per square metre would result in significant changes to fair value measurement.
Land Improvements depreciable	895	Cost approach	* Gross Replacement Cost * Asset Condition * Remaining useful life	* Varies * Poor to excellent * 25 - 100 years	Significant changes in gross replacement value, asset condition, pattern of consumption effecting the remaining useful life or residual value would result in significant changes to fair value measurement.

Strathfield Municipal Council

Notes to the Financial Statements

for the financial year ended 30 June 2014

Note 27. Fair Value Measurement (continued)

\$ '000

(4). Fair value measurements using significant unobservable inputs (Level 3) (continued)

c. Significant unobservable valuation inputs used (for Level 3 asset classes) and their relationship to fair value.

Class	Fair Value (30/6/14) \$'000	Valuation Technique/s	Unobservable Inputs	Range of Inputs (incl. probable)	Relationship of unobservable inputs to Fair Value
Park Assets	3,444	Cost approach	* Gross Replacement Cost * Asset Condition * Remaining useful life	* Varies * Average to good * 15 - 60 years	Significant changes in gross replacement value, asset condition, pattern of consumption effecting the remaining useful life or residual value would result in significant changes to fair value measurement.
Buildings Non Specialised	3,630	Qualified Valuer	* Gross Replacement Cost * Asset Condition * Remaining useful life	* Varies * Poor to excellent * 15 - 150 years	Significant changes in gross replacement value, asset condition, pattern of consumption effecting the remaining useful life or residual value would result in significant changes to fair value measurement.
Buildings Specialised	18,551	Qualified Valuer	* Gross Replacement Cost * Asset Condition * Remaining useful life	* Varies * Poor to excellent * 15 - 150 years	Significant changes in gross replacement value, asset condition, pattern of consumption effecting the remaining useful life or residual value would result in significant changes to fair value measurement.
Roads	63,225	Cost approach	* Gross Replacement Cost * Asset Condition * Remaining useful life	* Varies * Poor to excellent * 25 - 100 years	Significant changes in gross replacement value, asset condition, pattern of consumption effecting the remaining useful life or residual value would result in significant changes to fair value measurement.

Strathfield Municipal Council

Notes to the Financial Statements
for the financial year ended 30 June 2014

Note 27. Fair Value Measurement (continued)

\$ '000

(4). Fair value measurements using significant unobservable inputs (Level 3) (continued)

c. Significant unobservable valuation inputs used (for Level 3 asset classes) and their relationship to fair value.

Class	Fair Value (30/6/14) \$'000	Valuation Technique/s	Unobservable Inputs	Range of Inputs (incl. probable)	Relationship of unobservable inputs to Fair Value
Bridges	450	Qualified Valuer	* Gross Replacement Cost * Asset Condition * Remaining useful life	* Varies * Poor to excellent * 80 years	Significant changes in gross replacement value, asset condition, pattern of consumption effecting the remaining useful life or residual value would result in significant changes to fair value measurement.
Footpaths	16,817	Qualified Valuer	* Gross Replacement Cost * Asset Condition * Remaining useful life	* Varies * Poor to excellent * 50 years	Significant changes in gross replacement value, asset condition, pattern of consumption effecting the remaining useful life or residual value would result in significant changes to fair value measurement.
Bulk Earthworks (non depreciable)	68,716	Cost approach	* Remaining useful life	Infinite	Significant changes in gross replacement value, asset condition, pattern of consumption effecting the remaining useful life or residual value would result in significant changes to fair value measurement.
Stormwater Drainage	20,777	Qualified Valuer	* Gross Replacement Cost * Asset Condition * Remaining useful life	* Varies * Poor to excellent * 13 - 85 years	Significant changes in gross replacement value, asset condition, pattern of consumption effecting the remaining useful life or residual value would result in significant changes to fair value measurement.

Strathfield Municipal Council

Notes to the Financial Statements

for the financial year ended 30 June 2014

Note 27. Fair Value Measurement (continued)

\$ '000

(4). Fair value measurements using significant unobservable inputs (Level 3) (continued)

c. Significant unobservable valuation inputs used (for Level 3 asset classes) and their relationship to fair value.

Class	Fair Value (30/6/14) \$'000	Valuation Technique/s	Unobservable Inputs	Range of Inputs (incl. probable)	Relationship of unobservable inputs to Fair Value
Library Books	240	Cost approach	* Gross Replacement Cost * Asset Condition * Remaining useful life	* Varies * Poor to excellent * 5 - 15 years	Significant changes in gross replacement value, asset condition, pattern of consumption effecting the remaining useful life or residual value would result in significant changes to fair value measurement.
Other	340	Cost approach	* Gross Replacement Cost * Asset Condition * Remaining useful life	* Varies * Poor to excellent * 5 - 10 years	Significant changes in gross replacement value, asset condition, pattern of consumption effecting the remaining useful life or residual value would result in significant changes to fair value measurement.

d. The Valuation Process for Level 3 Fair Value Measurements

Nil

(5). Highest and best use

All of Council's non financial assets are considered as being utilised for their highest and best use.

STRATHFIELD MUNICIPAL COUNCIL
GENERAL PURPOSE FINANCIAL STATEMENTS
INDEPENDENT AUDITORS' REPORT

REPORT ON THE FINANCIAL STATEMENTS

We have audited the accompanying general purpose financial statements of Strathfield Municipal Council, which comprises the Statement of Financial Position as at 30 June 2014, Income Statement, Statement of Comprehensive Income, Statement of Changes in Equity and Statement of Cash Flows for the year ended on that date, a summary of significant accounting policies and other explanatory notes and the Statement by Councillors and Management. The financial statements include the consolidated financial statements of the economic entity and the entities it controlled at year end or from time to time during the year.

Responsibility of Council for the Financial Statements

The Council is responsible for the preparation and fair presentation of the financial statements in accordance with Australian Accounting Standards (including the Australian Accounting Interpretations) and the Local Government Act 1993. This responsibility includes the maintenance of adequate accounting records and internal controls designed to prevent and detect fraud and error; designing, implementing and maintaining internal controls relevant to the preparation and fair presentation of the financial statements that are free from material misstatement, whether due to fraud or error; selecting and applying appropriate accounting policies; and making accounting estimates that are reasonable in the circumstances.

Auditors' Responsibility

Our responsibility is to express an opinion on the financial statements based on our audit. We conducted our audit in accordance with Australian Auditing Standards. These Auditing Standards require that we comply with relevant ethical requirements relating to audit engagements and plan and perform the audit to obtain reasonable assurance whether the financial statements are free from material misstatement. Our audit responsibility does not extend to the original budget information disclosed in the Income Statement, Statement of Cash Flows, and Note 2(a) or the budget variation explanations disclosed in Note 16. Nor does our responsibility extend to the projected future developer contributions and costs disclosed in Note 17. Accordingly, no opinion is expressed on these matters.

Assurance Partners

T. +61 2 9232 5111
F. +61 2 9233 7950

Level 5, 1 Chifley Square
Sydney NSW 2000 Australia

GPO Box 7066
Sydney NSW 2001

www.hr-ss.com.au
info@hr-ss.com.au

Practising as Hill Rogers Spencer
Steer Assurance Partners

ABN 56 435 338 966

An audit involves performing procedures to obtain audit evidence about the amounts and disclosures in the financial statements. The procedures selected depend on the auditor's judgement, including the assessment of the risks of material misstatement of the financial statements, whether due to fraud or error. In making those risk assessments, the auditor considers internal control relevant to the entity's preparation and fair presentation of the financial statements in order to design audit procedures that are appropriate in the circumstances, but not for the purpose of expressing an opinion on the effectiveness of the Council's internal control. An audit also includes evaluating the appropriateness of accounting policies used and the reasonableness of accounting estimates made by the Council, as well as evaluating the overall presentation of the financial statements. Our audit did not involve an analysis of the prudence of business decisions made by Council or management.

We believe that the audit evidence we have obtained is sufficient and appropriate to provide a basis for our audit opinion.

Independence

In conducting our audit, we followed applicable independence requirements of Australian professional ethical pronouncements.

Auditor's Opinion

In our opinion,

- (a) the Council's accounting records have been kept in accordance with the requirements of the Local Government Act 1993, Chapter 13 part 3 Division 2; and
- (b) the financial statements:
 - (i) have been presented in accordance with the requirements of this Division;
 - (ii) are consistent with the Council's accounting records;
 - (iii) present fairly the Council's financial position, the results of its operations and its cash flows; and
 - (iv) are in accordance with applicable Accounting Standards and other mandatory professional reporting requirements in Australia.
- (c) all information relevant to the conduct of the audit has been obtained; and
- (d) there are no material deficiencies in the accounting records or financial statements that we have become aware of during the course of the audit.

HILL ROGERS SPENCER STEER



BRETT HANGER

Partner

Dated at Sydney this 31st day of October 2014

31 October 2014

The Mayor
Strathfield Municipal Council
65 Homebush Rd
Strathfield NSW 2135

Mayor,

Audit Report - Year Ended 30 June 2014

We are pleased to advise completion of the audit of Council's books and records for the year ended 30 June 2014 and that all information required by us was readily available. We have signed our reports as required under Section 417(1) of the Local Government Act, 1993 and the Local Government Code of Accounting Practice and Financial Reporting to the General and Special Purpose Financial Statements.

Our audit has been conducted in accordance with Australian Auditing Standards so as to express an opinion on both the General and Special Purpose Financial Statements of the Council. We have ensured that the financial statements have been prepared in accordance with Australian Accounting Standards, Australian Accounting Interpretations and the Local Government Code of Accounting Practice and Financial Reporting.

This report on the conduct of the audit is also issued under Section 417(1) and we now offer the following comments on the financial statements and the audit;

I. RESULTS FOR THE YEAR

I.1 Operating Result

The operating result for the year was a surplus of \$2.316 million as compared with a deficit of \$187,000 in the previous year.

Assurance Partners

T. +61 2 9232 5111
F. +61 2 9233 7950

Level 5, 1 Chifley Square
Sydney NSW 2000 Australia

GPO Box 7066
Sydney NSW 2001

www.hr-ss.com.au
info@hr-ss.com.au

Practising as Hill Rogers Spencer
Steer Assurance Partners

ABN 56 435 338 966

The following table sets out the results for the year and the extent (%) that each category of revenue and expenses contributed to the total.

	2014 \$000	% of Total	2013 \$000	% of Total (Decrease)	Increase \$000
Revenues before capital items					
Rates & annual charges	20,856	67%	19,587	68%	1,269
User charges, fees & other revenues	6,252	20%	5,012	17%	1,240
Grants & contributions provided for operating purposes	2,616	8%	2,636	9%	(20)
Interest & investment revenue	1,272	4%	1,648	6%	(376)
	30,996	100%	28,883	100%	2,113
Expenses					
Employee benefits & costs	12,729	39%	13,233	42%	(504)
Materials, contracts & other expenses	14,857	46%	13,528	43%	1,329
Depreciation, amortisation & impairment	4,875	15%	4,755	15%	120
Borrowing costs	-	0%	-	0%	-
	32,461	100%	31,516	100%	945
Surplus (Deficit) before capital items	(1,465)		(2,633)		1,168
Grants & contributions provided for capital purposes	3,781		2,446		1,335
Net Surplus (Deficit) for the year	2,316		(187)		2,503
Performance Measures					
	2014		2013		
Operating Performance	-5.15%		-8.93%		
Own Source Operating Revenue	81.54%		83.78%		

The above table shows an overall increase of \$2.503 million from the previous year and can be mostly attributed to increased revenues. Rates and annual charges increased by \$1.269 million, or 6%, from the previous year and developer contributions increased by \$1.637 million.

Operating Performance measures the ability to contain operating expenditure within operating revenue excluding capital amounts. For 2014, this indicator was -5.15% and was below the benchmark of 0%.

Own Source Operating Revenue measures the degree of reliance on external funding sources such as grants and contributions. For 2014, this indicator was 81.54% and exceeded the benchmark of 60%.

1.2 Funding Result

As the operating result only accounts for operating income and expenditure, in reviewing the overall financial performance of Council, it is useful to consider the total source of revenues and how they were applied during the year which is illustrated in the table below.

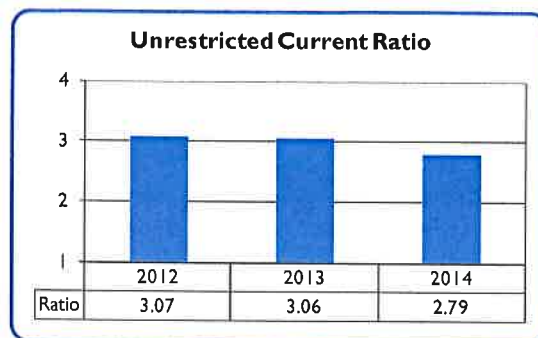
	2014	2013
Funds were provided by:-	\$000	\$000
Operating Result (as above)	2,316	(187)
Add back non funding items:-		
- Depreciation, amortisation & impairment	4,875	4,755
- Book value of non-current assets sold	264	621
	<u>7,455</u>	<u>5,189</u>
Transfers from externally restricted assets (net)	0	121
Transfers from internal reserves (net)	1,720	0
Net Changes in current/non-current assets & liabilities	630	0
	<u>9,805</u>	<u>5,310</u>
Funds were applied to:-		
Purchase and construction of assets	(5,738)	(5,950)
Transfers to externally restricted assets (net)	(3,709)	0
Transfers to internal reserves (net)	0	(258)
Net Changes in current/non current assets & liabilities	0	(281)
	<u>(9,447)</u>	<u>(6,489)</u>
Increase/(Decrease) in Available Working Capital	358	(1,179)

2. FINANCIAL POSITION

2.1 Unrestricted Current Ratio

The Unrestricted Current Ratio is a financial indicator specific to local government and represents Council's ability to meet its debts and obligations as they fall due.

After eliminating externally restricted assets and current liabilities not expected to be paid within the next 12 months net current assets amounted to \$10.509 million representing a factor of 2.79 to 1.



2.2 Available Working Capital – (Working Funds)

At the close of the year the Available Working Capital of Council stood at \$1.37 million as detailed below;

	2014	2013	Change
	\$000	\$000	\$000
Net Current Assets (Working Capital) as per Accounts	23,968	22,229	1,739
Add: Payables & provisions not expected to be realised in the next 12 months included above	5,097	4,639	458
Adjusted Net Current Assets	29,065	26,868	2,197
Add: Budgeted & expected to pay in the next 12 months			
- Employees leave entitlements	2,104	1,954	150
- Deposits & retention moneys	1,400	1,400	0
Less: Externally restricted assets	(18,556)	(14,847)	(3,709)
Less: Internally restricted assets	(12,643)	(14,363)	1,720
Available Working Capital as at 30 June	1,370	1,012	358

The balance of Available Working Capital should be at a level to manage Council's day to day operations including the financing of hard core debtors, stores and to provide a buffer against unforeseen and unbudgeted expenditures. Taking into consideration the nature and level of the internally restricted assets (Reserves) set aside to fund future works and services and liabilities, Council's Available Working Capital at year end was satisfactory.

2.3 Debt

Council has been debt free since 2011.

2.4 Summary

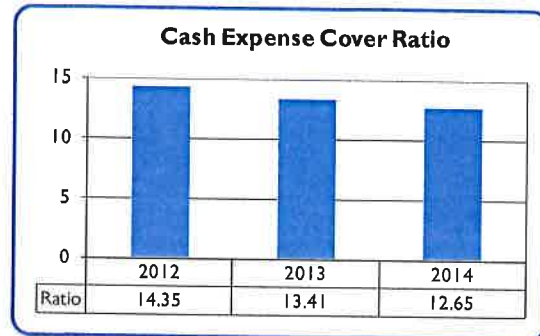
Council's overall financial position, when taking into account the above financial indicators was, in our opinion, sound.

3. CASH ASSETS

3.1 Cash Expense Cover Ratio

This liquidity ratio indicates the number of months of expenditure requirements that can be met with available cash and term deposit balances without the need for additional cash inflow.

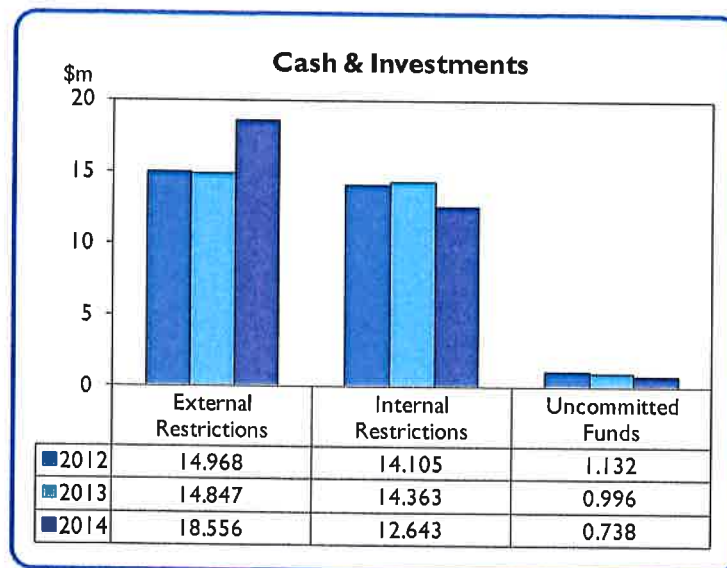
For 2014, this ratio stood at 12.65 months compared to the benchmark of 3.



3.2 Cash & Investment Securities

Cash and investments amounted \$31.937 million at 30 June 2014 as compared with \$30.206 million in 2013 and \$30.205 million in 2012.

The chart alongside summarises the purposes for which cash and investments securities were held.



Externally restricted cash and investments are restricted in their use by externally imposed requirements and consisted of unexpended development contributions under Section 94 (\$13.628 million), domestic waste and stormwater management charges (\$3.581 million) and specific purpose grants and contributions (\$1.347 million).

Internally restricted cash and investments have been restricted in their use by resolution or policy of Council to reflect forward plans, identified programs of works, and are, in fact, Council's "**Reserves**". These Reserves totalled \$12.643 million and their purposes are more fully disclosed in Notes 6 of the financial statements.

Unrestricted cash and investments amounted to \$738,000, which is available to provide liquidity for day to day operations.

3.3 Cash Flows

The Statement of Cash Flows illustrates the flow of cash (highly liquid cash and investments) moving in and out of Council during the year and reveals that cash increased by \$2.231 million to \$10.437 million at the close of the year.

In addition to operating activities which contributed net cash of \$6.965 million were the proceeds from the sale of investment securities (\$32 million) and sale of assets (\$389,000). Cash outflows other than operating activities were used to purchase investment securities (\$31.5 million) and to purchase and construct assets (\$5.623 million).

4. RECEIVABLES

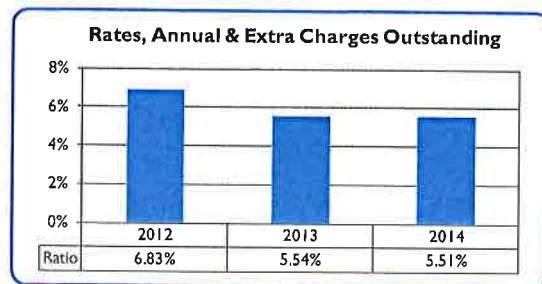
4.1 Rates & Annual Charges (excluding interest & extra charges)

Net rates and annual charges levied during the year totalled \$20.856 million and represented 60% of Council's total revenues.

Including arrears, the total rates and annual charges collectible was \$21.826 million of which \$20.822 million (95%) was collected.

4.2 Rates, Annual & Extra Charges

Arrears of rates, annual and extra charges stood at \$1.217 million at the end of the year and represented 5.51% of those receivables.



4.3 Other Receivables

Receivables (other than rates & annual charges) totalled \$2.272 million. These included user charges and fees of \$1.097 million, accrued interest on investments of \$504,000 and GST receivable of \$395,000. Receivables considered to be uncertain of collection have been provided for as doubtful debts and this provision amounted to \$684,000.

5. PAYABLES

5.1 Employees Leave Entitlements

Council's provision for its liability toward employees leave entitlements and associated on costs amounted to \$3.274 million. Internally restricted cash and investments of \$1.31 million was held representing 40% of this liability and was, in our opinion, sufficient to meet unbudgeted and unanticipated retirements.

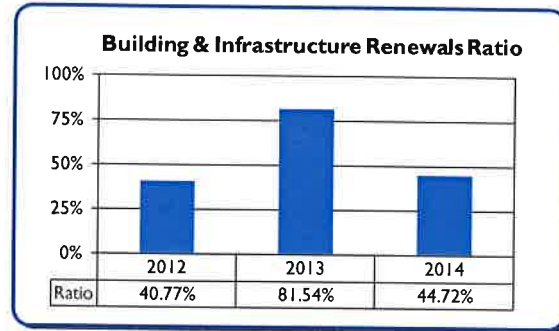
5.2 Deposits, Retentions & Bonds

Deposits, retentions and bonds held at year end amounted to \$5.497 million and were fully funded by internally restricted cash and investments.

6. BUILDING AND INFRASTRUCTURE RENEWALS

The Building and Infrastructure Renewals ratio measures the rate at which these assets are renewed against the rate at which they are depreciating.

Special Schedule No. 7 discloses that asset renewals for 2014 represented 45% of the depreciation charges for these assets. An industry benchmark is considered to be 100%, measured annually over the long term.



7. MANAGEMENT LETTER

An audit management letter addressing the findings from our interim audit was issued on 23 May 2014 and included our recommendations on possible ways to strengthen and/or improve procedures. We received a written response on 7 October 2014 outlining management's comments and proposed actions.

8. CONCLUSION

We wish to record our appreciation to your General Manager and his staff for their ready co-operation and the courtesies extended to us during the conduct of the audit.

Yours faithfully,

HILL ROGERS SPENCER STEER

BRETT HANGER
Partner

Strathfield Municipal Council

SPECIAL PURPOSE FINANCIAL STATEMENTS
for the year ended 30 June 2014



Strathfield Municipal Council

Special Purpose Financial Statements

for the financial year ended 30 June 2014

Contents	Page
1. Statement by Councillors & Management	2
2. Special Purpose Financial Statements:	
Income Statement - Water Supply Business Activity	n/a
Income Statement - Sewerage Business Activity	n/a
Income Statement - Other Business Activities	3
Statement of Financial Position - Water Supply Business Activity	n/a
Statement of Financial Position - Sewerage Business Activity	n/a
Statement of Financial Position - Other Business Activities	4
3. Notes to the Special Purpose Financial Statements	5
4. Auditor's Report	8

Background

(i) These Special Purpose Financial Statements have been prepared for the use by both Council and the Division of Local Government in fulfilling their requirements under National Competition Policy.

(ii) The principle of competitive neutrality is based on the concept of a "level playing field" between persons/entities competing in a market place, particularly between private and public sector competitors.

Essentially, the principle is that government businesses, whether Commonwealth, State or Local, should operate without net competitive advantages over other businesses as a result of their public ownership.

(iii) For Council, the principle of competitive neutrality & public reporting applies only to declared business activities.

These include **(a)** those activities classified by the Australian Bureau of Statistics as business activities being water supply, sewerage services, abattoirs, gas production and reticulation and **(b)** those activities with a turnover of over \$2 million that Council has formally declared as a Business Activity (defined as Category 1 activities).

(iv) In preparing these financial statements for Council's self classified Category 1 businesses and ABS defined activities, councils must **(a)** adopt a corporatisation model and **(b)** apply full cost attribution including tax equivalent regime payments & debt guarantee fees (where the business benefits from councils borrowing position by comparison with commercial rates).

Strathfield Municipal Council

Special Purpose Financial Statements for the financial year ended 30 June 2014

Statement by Councillors and Management made pursuant to the Local Government Code of Accounting Practice and Financial Reporting

The attached Special Purpose Financial Statements have been prepared in accordance with:

- The NSW Government Policy Statement "Application of National Competition Policy to Local Government".
- The Division of Local Government Guidelines "Pricing & Costing for Council Businesses - A Guide to Competitive Neutrality".
- The Local Government Code of Accounting Practice and Financial Reporting.

To the best of our knowledge and belief, these Financial Statements:


- Present fairly the Operating Result and Financial Position for each of Council's declared Business Activities for the year, and
- Accord with Council's accounting and other records.

We are not aware of any matter that would render these Statements false or misleading in any way.

Signed in accordance with a resolution of Council made on 02 September 2014.




Giulian Vaccari
MAYOR



Andrew Soulos
COUNCILLOR



David Backhouse
GENERAL MANAGER



Les O'Donnell
RESPONSIBLE ACCOUNTING OFFICER

Strathfield Municipal Council

Income Statement of Council's Other Business Activities

for the financial year ended 30 June 2014

Hudson Park Golf
Course

Category 2

\$ '000	Actual 2014	Actual 2013
Income from continuing operations		
Access charges	-	-
User charges	865	460
Fees	-	-
Interest	-	-
Grants and contributions provided for non capital purposes	-	-
Profit from the sale of assets	-	-
Other income	4	-
Total income from continuing operations	869	460
Expenses from continuing operations		
Employee benefits and on-costs	401	128
Borrowing costs	-	-
Materials and contracts	348	175
Depreciation and impairment	58	42
Bad & Doubtful Debts	34	-
Calculated taxation equivalents	-	-
Debt guarantee fee (if applicable)	-	-
Other expenses	117	62
Total expenses from continuing operations	958	407
Surplus (deficit) from Continuing Operations before capital amounts	(89)	53
Grants and contributions provided for capital purposes	-	-
Surplus (deficit) from Continuing Operations after capital amounts	(89)	53
Surplus (deficit) from discontinued operations	-	-
Surplus (deficit) from ALL Operations before tax	(89)	53
less: Corporate Taxation Equivalent (30%) [based on result before capital]	-	(16)
SURPLUS (DEFICIT) AFTER TAX	(89)	37
plus Opening Retained Profits	2,729	2,676
plus/less: Prior Period Adjustments	-	-
plus Adjustments for amounts unpaid:		
- Taxation equivalent payments	-	-
- Debt guarantee fees	-	-
- Corporate taxation equivalent	-	16
add:		
- Subsidy Paid/Contribution To Operations	-	-
less:		
- TER dividend paid	-	-
- Dividend paid	-	-
Closing Retained Profits	2,640	2,729
Return on Capital %	-3.4%	2.0%
Subsidy from Council	182	45

Strathfield Municipal Council

Statement of Financial Position - Council's Other Business Activities

as at 30 June 2014

Hudson Park Golf Course

Category 2

\$ '000	Actual 2014	Actual 2013
ASSETS		
Current Assets		
Cash and cash equivalents	98	116
Investments	-	-
Receivables	-	34
Inventories	-	-
Other	-	-
Non-current assets classified as held for sale	-	-
Total Current Assets	98	150
Non-Current Assets		
Investments	-	-
Receivables	-	-
Inventories	-	-
Infrastructure, property, plant and equipment	2,621	2,595
Investments accounted for using equity method	-	-
Investment property	-	-
Other	-	-
Total Non-Current Assets	2,621	2,595
TOTAL ASSETS	2,719	2,745
LIABILITIES		
Current Liabilities		
Bank Overdraft	-	-
Payables	9	6
Interest bearing liabilities	-	-
Provisions	70	10
Total Current Liabilities	79	16
Non-Current Liabilities		
Payables	-	-
Interest bearing liabilities	-	-
Provisions	-	-
Other Liabilities	-	-
Total Non-Current Liabilities	-	-
TOTAL LIABILITIES	79	16
NET ASSETS	2,640	2,729
EQUITY		
Retained earnings	2,640	2,729
Revaluation reserves	-	-
Council equity interest	2,640	2,729
Non-controlling equity interest	-	-
TOTAL EQUITY	2,640	2,729

Strathfield Municipal Council

Special Purpose Financial Statements

for the financial year ended 30 June 2014

Contents of the Notes accompanying the Financial Statements

Note	Details	Page
1	Summary of Significant Accounting Policies	6
2	Water Supply Business Best Practice Management disclosure requirements	n/a
3	Sewerage Business Best Practice Management disclosure requirements	n/a

Strathfield Municipal Council

Notes to the Special Purpose Financial Statements

for the financial year ended 30 June 2014

Note 1. Significant Accounting Policies

These financial statements are a Special Purpose Financial Statements (SPFS) prepared for use by Council and the Office of Local Government.

For the purposes of these statements, the Council is not a reporting not-for-profit entity.

The figures presented in these special purpose financial statements, unless otherwise stated, have been prepared in accordance with:

- the recognition and measurement criteria of relevant Australian Accounting Standards,
- other authoritative pronouncements of the Australian Accounting Standards Board (AASB) &
- Australian Accounting Interpretations.

The disclosures in these special purpose financial statements have been prepared in accordance with:

- the Local Government Act and Regulation, and
- the Local Government Code of Accounting Practice and Financial Reporting.

The statements are also prepared on an accruals basis, based on historic costs and do not take into account changing money values nor current values of non-current assets (except where specifically stated).

Certain taxes and other costs (appropriately described) have been imputed for the purposes of the National Competition Policy.

National Competition Policy

Council has adopted the principle of 'competitive neutrality' to its business activities as part of the national competition policy which is being applied throughout Australia at all levels of government.

The framework for its application is set out in the June 1996 Government Policy statement on the "Application of National Competition Policy to Local Government".

The "Pricing & Costing for Council Businesses A Guide to Competitive Neutrality" issued by the Office of Local Government in July 1997 has also been adopted.

The pricing & costing guidelines outline the process for identifying and allocating costs to activities and provide a standard of disclosure requirements. These disclosures are reflected in Council's pricing and/or financial reporting systems and include taxation equivalents; council subsidies; return on investments (rate of return); and dividends paid.

Declared Business Activities

In accordance with *Pricing & Costing for Council Businesses - A Guide to Competitive Neutrality*, Council has declared that the following are to be considered as business activities:

Category 1

(where gross operating turnover is over \$2 million)

Nil

Category 2

(where gross operating turnover is less than \$2 million)

a. Hudson Park Golf Course

An 18 hole public golf course

Monetary Amounts

Amounts shown in the financial statements are in Australian currency and rounded to the nearest one thousand dollars.

(i) Taxation Equivalent Charges

Council is liable to pay various taxes and financial duties in undertaking its business activities. Where this is the case, they are disclosed in these statements as a cost of operations just like all other costs.

However, where Council is exempt from paying taxes which are generally paid by private sector businesses (such as income tax), equivalent tax payments have been applied to all Council nominated business activities and are reflected in these financial statements.

Strathfield Municipal Council

Notes to the Special Purpose Financial Statements

for the financial year ended 30 June 2014

Note 1. Significant Accounting Policies

For the purposes of disclosing comparative information relevant to the private sector equivalent, the following taxation equivalents have been applied to all council nominated business activities (this does not include council's non-business activities):

Notional Rate Applied %

Corporate Income Tax Rate – 30%

Land Tax – The first **\$412,000** of combined land values attracts **0%**. From \$412,001 to \$2,519,000 the rate is **1.6% + \$100**. For the remaining combined land value that exceeds \$2,519,000, a premium marginal rate of **2.0%** applies.

Payroll Tax – **5.45%** on the value of taxable salaries and wages in excess of \$750,000.

Income Tax

An income tax equivalent has been applied on the profits of each reported Business Activity.

Whilst income tax is not a specific cost for the purpose of pricing a good or service, it needs to be taken into account of in terms of assessing the rate of return required on capital invested.

Accordingly, the return on capital invested is set at a pre-tax level (gain/(loss) from ordinary activities before capital amounts) as would be applied by a private sector competitor – that is, it should include a provision equivalent to the corporate income tax rate, currently 30%.

Income Tax is only applied where a positive gain/(loss) from ordinary activities before capital amounts has been achieved.

Since this taxation equivalent is notional - that is, it is payable to the "Council" as the owner of business operations, it represents an internal payment and has no effect on the operations of the council. Accordingly, there is no need for disclosure of internal charges in Council's General Purpose Financial Statements.

The rate applied of 30% is the equivalent company tax rate prevalent as at balance date.

(ii) Subsidies

Government policy requires that subsidies provided to customers and the funding of those subsidies must be explicitly disclosed.

Subsidies occur where council provides services on a less than cost recovery basis. This option is exercised on a range of services in order for council to meet its community service obligations.

Accordingly, Subsidies disclosed (in relation to National Competition Policy) represents the difference between revenue generated from 'rate of return' pricing and revenue generated from prices set by the council in any given financial year.

The overall effect of subsidies is contained within the Income Statement of each reported Business Activity.

(iii) Return on Investments (Rate of Return)

The Policy statement requires that councils with Category 1 businesses "would be expected to generate a return on capital funds employed that is comparable to rates of return for private businesses operating in a similar field".

Such funds are subsequently available for meeting commitments or financing future investment strategies.

The Rate of Return on Capital is calculated as follows:

Operating Result before Capital Income + Interest Expense

Written Down Value of I,PP&E as at 30 June

As a minimum, business activities should generate a return equal to the Commonwealth 10 year bond rate which is 3.56% at 30/6/14.

The actual rate of return achieved by each Business Activity is disclosed at the foot of each respective Income Statement.

(iv) Dividends

Council is not required to pay dividends to either itself (as owner of a range of businesses) or to any external entities.

STRATHFIELD MUNICIPAL COUNCIL
SPECIAL PURPOSE FINANCIAL STATEMENTS
INDEPENDENT AUDITORS' REPORT

REPORT ON THE FINANCIAL STATEMENTS

We have audited the accompanying special purpose financial statements of Strathfield Municipal Council, which comprises the Statement of Financial Position as at 30 June 2014, Income Statement for the year ended on that date, a summary of significant accounting policies and other explanatory notes and the Statement by Councillors and Management.

Responsibility of Council for the Financial Statements

The Council is responsible for the preparation and fair presentation of the financial statements in accordance with the Local Government Act 1993 and have determined that the accounting policies described in Note 1 to the financial statements, which form part of the financial statements, are appropriate to meet the financial reporting requirements of the Division of Local Government. This responsibility includes the maintenance of adequate accounting records and internal controls designed to prevent and detect fraud and error; designing, implementing and maintaining internal controls relevant to the preparation and fair presentation of the financial statements that are free from material misstatement, whether due to fraud or error; selecting and applying appropriate accounting policies; and making accounting estimates that are reasonable in the circumstances.

Auditors' Responsibility

Our responsibility is to express an opinion on the financial statements based on our audit. We conducted our audit in accordance with Australian Auditing Standards. These Auditing Standards require that we comply with relevant ethical requirements relating to audit engagements and plan and perform the audit to obtain reasonable assurance whether the financial statements are free from material misstatement.

An audit involves performing procedures to obtain audit evidence about the amounts and disclosures in the financial statements. The procedures selected depend on the auditor's judgement, including the assessment of the risks of material misstatement of the financial statements, whether due to fraud or error. In making those risk assessments, the auditor considers internal control relevant to the entity's preparation and fair presentation of the financial statements in order to design audit procedures that are appropriate in the circumstances, but not for the purpose of expressing an opinion on the effectiveness of the Council's internal control. An audit also includes evaluating the appropriateness of accounting policies used and the reasonableness of accounting estimates made by the Council, as well as evaluating the overall presentation of the financial statements.

Assurance Partners

T. +61 2 9232 5111
F. +61 2 9233 7950

Level 5, 1 Chifley Square
Sydney NSW 2000 Australia

GPO Box 7066
Sydney NSW 2001

www.hr-ss.com.au
info@hr-ss.com.au

Practising as Hill Rogers Spencer
Steer Assurance Partners

ABN 56 435 338 966

Our audit did not involve an analysis of the prudence of business decisions made by Council or management.

We believe that the audit evidence we have obtained is sufficient and appropriate to provide a basis for our audit opinion.

Independence

In conducting our audit, we followed applicable independence requirements of Australian professional ethical pronouncements.

Auditor's Opinion

In our opinion, the special purpose financial statements of the Council are presented fairly in accordance with the requirements of those applicable Accounting Standards detailed in Note 1 and the Local Government Code of Accounting Practice and Financial Reporting.

Basis of Accounting

Without modifying our opinion, we draw attention to Note 1 to the financial statements, which describes the basis of accounting. The financial statements have been prepared for the purpose of fulfilling the financial reporting requirements of the Division of Local Government. As a result, the financial statements may not be suitable for another purpose.

HILL ROGERS SPENCER STEER



BRETT HANGER

Partner

Dated at Sydney this 31st day of October 2014

Strathfield Municipal Council

SPECIAL SCHEDULES
for the year ended 30 June 2014



Strathfield Municipal Council

Special Schedules

for the financial year ended 30 June 2014

Contents

Page

Special Schedules¹

- Special Schedule No. 1	Net Cost of Services	2
- Special Schedule No. 2(a)	Statement of Long Term Debt (all purposes)	n/a
- Special Schedule No. 2(b)	Statement of Internal Loans (Sect. 410(3) LGA 1993)	n/a
- Special Schedule No. 3	Water Supply Operations - incl. Income Statement	n/a
- Special Schedule No. 4	Water Supply - Statement of Financial Position	n/a
- Special Schedule No. 5	Sewerage Service Operations - incl. Income Statement	n/a
- Special Schedule No. 6	Sewerage Service - Statement of Financial Position	n/a
- Notes to Special Schedules No. 3 & 5		n/a
- Special Schedule No. 7	Report on Infrastructure Assets (as at 30 June 2014)	4
- Special Schedule No. 8	Financial Projections	8
- Special Schedule No. 9	Permissible Income Calculation	9

¹ Special Schedules are not audited (with the exception of Special Schedule 9).

Background

- (i) These Special Schedules have been designed to meet the requirements of special purpose users such as;
- the NSW Grants Commission
 - the Australian Bureau of Statistics (ABS),
 - the NSW Office of Water (NOW), and
 - the Office of Local Government (OLG).
- (ii) The financial data is collected for various uses including;
- the allocation of Financial Assistance Grants,
 - the incorporation of Local Government financial figures in national statistics,
 - the monitoring of loan approvals,
 - the allocation of borrowing rights, and
 - the monitoring of the financial activities of specific services.

Strathfield Municipal Council

Special Schedule No. 1 - Net Cost of Services
for the financial year ended 30 June 2014

\$'000

Function or Activity	Expenses from Continuing Operations	Income from continuing operations		Net Cost of Services
		Non Capital	Capital	
Governance	282	-	-	(282)
Administration	6,780	1,534	716	(4,530)
Public Order and Safety				
Fire Service Levy, Fire Protection, Emergency Services	612	-	-	(612)
Beach Control	-	-	-	-
Enforcement of Local Govt. Regulations	752	866	-	114
Animal Control	40	17	-	(23)
Other	-	-	-	-
Total Public Order & Safety	1,404	883	-	(521)
Health	364	130	-	(234)
Environment				
Noxious Plants and Insect/Vermin Control	-	-	-	-
Other Environmental Protection	61	-	273	212
Solid Waste Management	5,721	5,881	62	222
Street Cleaning	522	-	-	(522)
Drainage	81	-	-	(81)
Stormwater Management	30	-	-	(30)
Total Environment	6,415	5,881	335	(199)
Community Services and Education				
Administration & Education	768	190	48	(530)
Social Protection (Welfare)	9	-	-	(9)
Aged Persons and Disabled	174	255	23	104
Children's Services	139	174	-	35
Total Community Services & Education	1,090	619	71	(400)
Housing and Community Amenities				
Public Cemeteries	-	-	-	-
Public Conveniences	-	-	-	-
Street Lighting	752	128	-	(624)
Town Planning	948	29	-	(919)
Other Community Amenities	112	65	-	(47)
Total Housing and Community Amenities	1,812	222	-	(1,590)

Strathfield Municipal Council

Special Schedule No. 1 - Net Cost of Services (continued)

for the financial year ended 30 June 2014

\$'000

Function or Activity	Expenses from Continuing Operations	Income from continuing operations		Net Cost of Services
		Non Capital	Capital	
Recreation and Culture				
Public Libraries	1,542	71	70	(1,401)
Museums	-	-	-	-
Art Galleries	-	-	-	-
Community Centres and Halls	261	151	258	148
Performing Arts Venues	1,939	1,739	-	(200)
Other Performing Arts	-	-	-	-
Other Cultural Services	-	-	-	-
Sporting Grounds and Venues	1,001	664	25	(312)
Swimming Pools	-	-	-	-
Parks & Gardens (Lakes)	2,017	53	2,056	92
Other Sport and Recreation	-	-	-	-
Total Recreation and Culture	6,760	2,678	2,409	(1,673)
Mining, Manufacturing and Construction				
Building Control	632	956	-	324
Other Mining, Manufacturing & Construction	-	-	-	-
Total Mining, Manufacturing and Const.	632	956	-	324
Transport and Communication				
Urban Roads (UR) - Local	5,922	1,241	-	(4,681)
Urban Roads - Regional	135	164	-	29
Sealed Rural Roads (SRR) - Local	-	-	-	-
Sealed Rural Roads (SRR) - Regional	-	-	-	-
Unsealed Rural Roads (URR) - Local	-	-	-	-
Unsealed Rural Roads (URR) - Regional	-	-	-	-
Bridges on UR - Local	-	-	-	-
Bridges on SRR - Local	-	-	-	-
Bridges on URR - Local	-	-	-	-
Bridges on Regional Roads	-	-	-	-
Parking Areas	-	72	-	72
Footpaths	601	117	-	(484)
Aerodromes	-	-	-	-
Other Transport & Communication	100	49	-	(51)
Total Transport and Communication	6,758	1,643	-	(5,115)
Economic Affairs				
Camping Areas & Caravan Parks	-	-	-	-
Other Economic Affairs	164	1	-	(163)
Total Economic Affairs	164	1	-	(163)
Totals – Functions	32,461	14,547	3,531	(14,383)
General Purpose Revenues ⁽²⁾		16,699		16,699
Share of interests - joint ventures & associates using the equity method	-	-		-
NET OPERATING RESULT ⁽¹⁾	32,461	31,246	3,531	2,316

(1) As reported in the Income Statement

(2) Includes: Rates & Annual Charges (incl. Ex Gratia, excl. Water & Sewer), Non Capital General Purpose Grants, Interest on Investments (excl. Ext. Restricted Assets) & Interest on overdue Rates & Annual Charges

Strathfield Municipal Council

Special Schedule No. 7 - Report on Infrastructure Assets

as at 30 June 2014

\$'000

Asset Class	Asset Category	Estimated cost to bring up to a satisfactory standard ⁽¹⁾	Required Annual Maintenance ⁽²⁾	Actual Maintenance 2013/14 ⁽³⁾	Written Down Value (WDV) ⁽⁴⁾	Assets in Condition as a % of WDV ^{(4), (5)}				
						1	2	3	4	5
Buildings	Council Offices / Administration Centres	-	210	65	6,622	37%	61%	2%		0%
	Council Works Depot	183	40	32	1,024		12%	45%	43%	0%
	Council Public Halls	103	50	26	1,479	61%		31%	8%	0%
	Libraries	-	160	57	6,327	100%				0%
	Cultural Facilities	-	165	105	4,519	15%	36%	25%	24%	0%
	Other Buildings	861	95	19	1,916	15%	36%	24%	25%	0%
	Council House	-	50	34	294	1%	0%	98%		1%
	sub total	1,147	770	338	22,181	48.0%	29.2%	13.2%	9.6%	0.0%
Roads	Sealed Roads Surface	435	250	393	6,805	44%	32%	13%	11%	0%
	Sealed Roads Structure	351	20	-	31,474	50%	40%	9%	1%	0%
	Bridges	11	10	-	451		75%	22%	3%	0%
	Footpaths	702	600	601	16,816	32%	62%	4%	2%	0%
	Kerb and Gutter	360	165	29	17,389		24%	74%	2%	0%
	Other Road Assets	-	170	79	7,557			100%		0%
	sub total	1,859	1,215	1,102	80,492	30.0%	36.9%	31.0%	2.2%	0.0%

Strathfield Municipal Council

Special Schedule No. 7 - Report on Infrastructure Assets (continued) as at 30 June 2014

\$'000

Asset Class	Asset Category	Estimated cost to bring up to a satisfactory standard ⁽¹⁾	Required Annual Maintenance ⁽²⁾	Actual Maintenance 2013/14 ⁽³⁾	Written Down Value (WDV) ⁽⁴⁾	Assets in Condition as a % of WDV ^{(4), (5)}				
						1	2	3	4	5
Stormwater Drainage	Stormwater Conduits	546	365	-	18,162	19%	71%	7%	3%	0%
	Inlet and Junction Pits	23	65	61	2,615	28%	70%	2%		0%
	sub total	569	430	61	20,777	20.1%	70.9%	6.4%	2.6%	0.0%
Open Space/ Recreational Assets	Park Furniture	-	20	21	2,304	27%	51%	22%		0%
	Play Equipment	7	115	230	1,140	27%	51%	22%		0%
	sub total	7	135	251	3,444	27.0%	51.0%	22.0%	0.0%	0.0%
	TOTAL - ALL ASSETS	3,582	2,550	1,752	126,894	31.4%	41.5%	23.6%	3.5%	0.0%

Notes:

- (1). Satisfactory is defined as "satisfying expectations or needs, leaving no room for complaint, causing satisfaction, adequate".
The estimated cost to bring assets to a satisfactory standard is the amount of money that is required to be spent on an asset to ensure that it is in a satisfactory standard.
This estimated cost should not include any planned enhancements (ie.to heighten, intensify or improve the facilities).
- (2). Required Annual Maintenance is "what should be spent to maintain assets in a satisfactory standard.
- (3). Actual Maintenance is what has been spent in the current year to maintain the assets.
Actual Maintenance may be higher or lower than the required annual maintenance due to the timing of when the maintenance actually occurs.
- (4). Written Down Value is in accordance with Note 9 of Council's General Purpose Financial Statements
- (5). **Infrastructure Asset Condition Assessment "Key"**

1	Excellent	No work required (normal maintenance)
2	Good	Only minor maintenance work required
3	Average	Maintenance work required
4	Poor	Renewal required
5	Very Poor	Urgent renewal/upgrading required

Strathfield Municipal Council

Special Schedule No. 7 - Report on Infrastructure Assets (continued)
for the financial year ended 30 June 2014

\$ '000	Amounts 2014	Indicator 2014	Prior Periods 2013 2012	
Infrastructure Asset Performance Indicators Consolidated				
1. Building and Infrastructure Renewals Ratio				
Asset Renewals (Building and Infrastructure) ⁽¹⁾	<u>1,678</u>	44.72%	81.54%	40.77%
Depreciation, Amortisation & Impairment	<u>3,752</u>			
2. Infrastructure Backlog Ratio				
Estimated Cost to bring Assets to a Satisfactory Condition	<u>3,582</u>	0.03	0.03	0.08
Total value ⁽²⁾ of Infrastructure, Building, Other Structures & depreciable Land Improvement Assets	<u>127,789</u>			
3. Asset Maintenance Ratio				
Actual Asset Maintenance	<u>1,752</u>	0.69	0.75	0.27
Required Asset Maintenance	<u>2,550</u>			
4. Capital Expenditure Ratio				
Annual Capital Expenditure	<u>5,474</u>	1.12	1.12	0.73
Annual Depreciation	<u>4,875</u>			

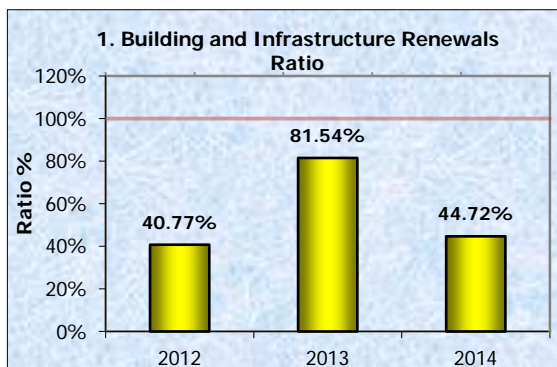
Notes

⁽¹⁾ Asset Renewals represent the replacement &/or refurbishment of existing assets to an equivalent capacity/performance as opposed to the acquisition of new assets (or the refurbishment of old assets) that increases capacity/performance. Asset Renewals include building and infrastructure assets only.

⁽²⁾ Written down value

Strathfield Municipal Council

Special Schedule No. 7 - Report on Infrastructure Assets (continued) for the financial year ended 30 June 2014



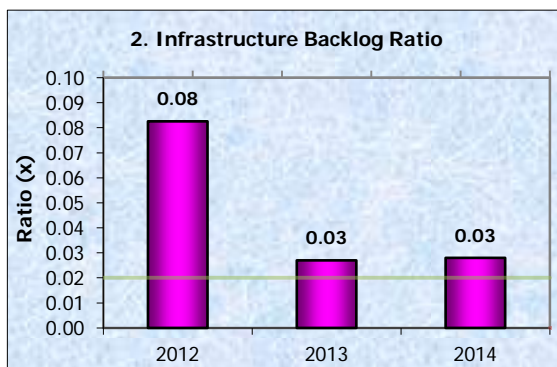
— Minimum 100.00%

Source for Benchmark: TCorp Sustainability Review of NSW Local Govt. (2013)

Purpose of Asset Renewals Ratio

To assess the rate at which these assets are being renewed relative to the rate at which they are depreciating.

Commentary on 2013/14 Result	
2013/14 Ratio	44.72%
Council is committed to addressing building and infrastructure renewals and maintaining financial sustainability.	



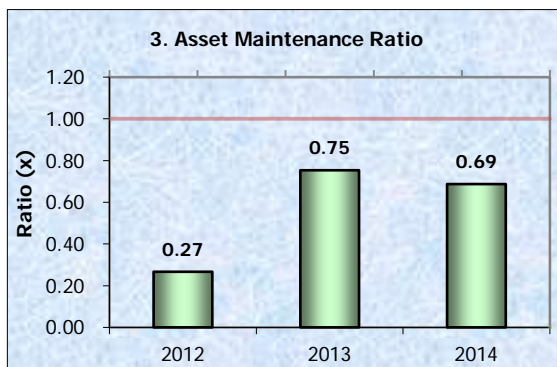
— Maximum .02

Source for Benchmark: TCorp Sustainability Review of NSW Local Govt. (2013)

Purpose of Infrastructure Backlog Ratio

This ratio shows what proportion the backlog is against the total value of a Council's infrastructure.

Commentary on 2013/14 Result	
2013/14 Ratio	0.03 x
Council has maintained its proportion of asset backlog and will continue to focus on asset expenditure.	



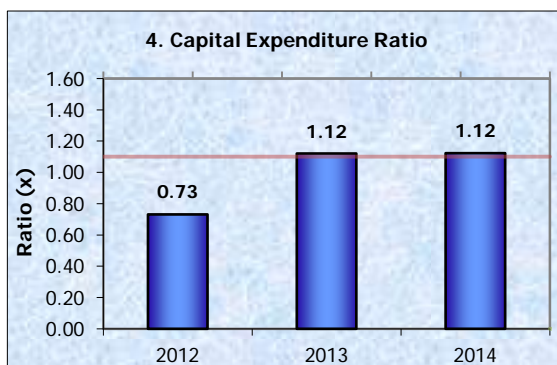
— Minimum 1.00

Source for Benchmark: TCorp Sustainability Review of NSW Local Govt. (2013)

Purpose of Asset Maintenance Ratio

Compares actual vs. required annual asset maintenance. A ratio above 1.0 indicates Council is investing enough funds to stop the Infrastructure Backlog growing.

Commentary on 2013/14 Result	
2013/14 Ratio	0.69 x
Council acknowledges its Asset Maintenance Ratio is below benchmark. Council is continually focussing on asset expenditure in relation to asset backlog and maintenance.	



— Minimum 1.10

Source for Benchmark: TCorp Sustainability Review of NSW Local Govt. (2013)

Purpose of Capital Expenditure Ratio

To assess the extent to which a Council is expanding its asset base thru capital expenditure on both new assets and the replacement and renewal of existing assets.

Commentary on 2013/14 Result	
2013/14 Ratio	1.12 x
Council is slightly above benchmark and will continue to improve capital expenditure relating to assets: new, replacement and renewal.	

Strathfield Municipal Council

Special Schedule No. 8 - Financial Projections

as at 30 June 2014

\$'000	Actual ⁽¹⁾ 13/14	Forecast ⁽³⁾ 14/15	Forecast ⁽³⁾ 15/16	Forecast ⁽³⁾ 16/17	Forecast ⁽³⁾ 17/18	Forecast ⁽³⁾ 18/19	Forecast ⁽³⁾ 19/20	Forecast ⁽³⁾ 20/21	Forecast ⁽³⁾ 21/22	Forecast ⁽³⁾ 22/23	Forecast ⁽³⁾ 23/24
(i) OPERATING BUDGET											
Income from continuing operations	34,777	33,714	31,639	31,977	32,579	33,497	34,344	35,000	35,754	36,525	37,319
Expenses from continuing operations	32,461	32,852	31,694	32,762	33,685	34,555	35,431	36,561	37,206	38,196	39,423
Operating Result from Continuing Operations	2,316	862	(55)	(785)	(1,106)	(1,058)	(1,087)	(1,561)	(1,452)	(1,671)	(2,104)
(ii) CAPITAL BUDGET											
New Capital Works ⁽²⁾	2,435	783	2,036	1,619	1,343	1,112	1,007	783	1,112	1,115	793
Replacement/Refurbishment of Existing Assets	3,556	5,259	3,524	3,110	3,166	3,225	3,285	3,347	3,017	3,393	2,975
Total Capital Budget	5,991	6,042	5,560	4,729	4,509	4,337	4,292	4,130	4,129	4,508	3,768
Funded by:											
– Loans	-	-	-	-	-	-	-	-	-	-	-
– Asset sales	125	2,475	475	475	475	475	475	475	475	475	475
– Reserves	240	567	1,177	764	891	548	279	718	454	768	296
– Grants/Contributions	3,531	1,022	1,038	1,055	1,072	1,490	1,560	1,586	1,609	1,636	1,664
– Recurrent revenue	2,095	1,978	2,870	2,435	2,071	1,824	1,978	1,351	1,591	1,629	1,333
– Other	-	-	-	-	-	-	-	-	-	-	-
	5,991	6,042	5,560	4,729	4,509	4,337	4,292	4,130	4,129	4,508	3,768

Notes:

(1) From 13/14 Income Statement.

(2) New Capital Works are major non-recurrent projects, eg new Leisure Centre, new Library, new Swimming pool etc.

(3) Financial projections should be in accordance with Council's Integrated Planning and Reporting framework.

Strathfield Municipal Council

Special Schedule No. 9 - Permissible Income Calculation

for the financial year ended 30 June 2015

\$'000		Calculation 2013/14	Calculation 2014/15
Notional General Income Calculation ⁽¹⁾			
Last Year Notional General Income Yield	a	15,142	15,160
Plus or minus Adjustments ⁽²⁾	b	14	173
Notional General Income	c	15,156	15,333
Permissible Income Calculation			
Special variation percentage ⁽³⁾	d		
or Rate peg percentage	e	3.40%	2.30%
or Crown land adjustment incl. rate peg percentage	f		
less expiring Special variation amount	g	-	-
plus Special variation amount	h = c x d	-	-
or plus Rate peg amount	i = c x e	515	353
or plus Crown land adjustment and rate peg amount	j = c x f	-	-
sub-total	k = (c+g+h+i+j)	15,671	15,686
plus (or minus) last year's Carry Forward Total	l	-	0
less Valuation Objections claimed in the previous year	m	(511)	-
sub-total	n = (l + m)	(511)	0
Total Permissible income	o = k + n	15,160	15,686
less Notional General Income Yield	p	15,160	15,686
Catch-up or (excess) result	q = o - p	0	(0)
plus Income lost due to valuation objections claimed ⁽⁴⁾	r	-	-
less Unused catch-up ⁽⁵⁾	s	-	-
Carry forward to next year	t = q + r - s	0	(0)

Notes

- ¹ The Notional General Income will not reconcile with rate income in the financial statements in the corresponding year. The statements are reported on an accrual accounting basis which include amounts that relate to prior years' rates income.
- ² Adjustments account for changes in the number of assessments and any increase or decrease in land value occurring during the year. The adjustments are called "supplementary valuations" as defined in the Valuation of Land Act 1916.
- ³ The Special Variation Percentage is inclusive of the Rate Peg percentage and where applicable crown land adjustment.
- ⁴ Valuation objections are unexpected changes in land values as a result of land owners successfully objecting to the land value issued by the Valuer-General. Councils can claim the value of the income lost due to valuation objections in any single year.
- ⁵ Unused catch-up amounts will be deducted if they are not caught up within 2 years. Usually councils will have a nominal carry forward figure. These amounts can be adjusted for in setting the rates in a future year.

STRATHFIELD MUNICIPAL COUNCIL

SPECIAL SCHEDULE NO. 9

INDEPENDENT AUDITORS' REPORT

REPORT ON SPECIAL SCHEDULE NO. 9

We have audited the accompanying special purpose financial statement comprising the reconciliation of total permissible general income (Special Schedule No. 9) of Strathfield Municipal Council for the year ending 30 June 2015.

Responsibility of Council for Special Schedule No. 9

The Council is responsible for the preparation and fair presentation of Special Schedule No. 9 in accordance with the Local Government Code of Accounting Practice and Financial Reporting (Guidelines) Update No. 22. This responsibility includes the maintenance of adequate accounting records and internal controls designed to prevent and detect fraud and error; designing, implementing and maintaining internal controls relevant to the preparation and fair presentation of Special Schedule No. 9 that is free from material misstatement, whether due to fraud or error; selecting and applying appropriate accounting policies; and making accounting estimates that are reasonable in the circumstances.

Auditors' Responsibility

Our responsibility is to express an opinion on Special Schedule No. 9 based on our audit. We conducted our audit in accordance with Australian Auditing Standards. These Auditing Standards require that we comply with relevant ethical requirements relating to audit engagements and plan and perform the audit to obtain reasonable assurance whether Special Schedule No. 9 is free from material misstatement.

An audit involves performing procedures to obtain audit evidence about the amounts and disclosures in Special Schedule No. 9. The procedures selected depend on the auditor's judgment, including the assessment of the risks of material misstatement of Special Schedule No. 9, whether due to fraud or error. An audit also includes evaluating the appropriateness of accounting policies used and the reasonableness of accounting estimates made by management, as well as evaluating the overall presentation of Special Schedule No. 9.

Because of the inherent limitations of an audit, together with the inherent limitations of internal control, there is an unavoidable risk that some material misstatements may not be detected, even though the audit is properly planned and performed in accordance with Australian Auditing Standards.

Assurance Partners

T. +61 2 9232 5111
F. +61 2 9233 7950

Level 5, 1 Chifley Square
Sydney NSW 2000 Australia

GPO Box 7066
Sydney NSW 2001

www.hr-ss.com.au
info@hr-ss.com.au

Practising as Hill Rogers Spencer
Steer Assurance Partners

ABN 56 435 338 966

In making our risk assessments, we consider internal controls relevant to the entity's preparation of Special Schedule No. 9 in order to design audit procedures that are appropriate in the circumstances, but not for the purpose of expressing an opinion on the effectiveness of the entity's internal control.

We believe that the audit evidence we have obtained is sufficient and appropriate to provide a basis for our audit opinion.

Independence

In conducting our audit, we followed applicable independence requirements of Australian professional ethical pronouncements.

Audit Opinion

In our opinion, Special Schedule No. 9 of Strathfield Municipal Council for 2014/15 is properly drawn up in accordance with the requirements of the Office of Local Government and in accordance with the books and records of the Council.

Basis of Accounting

Without modifying our opinion, we advise that this schedule has been prepared for distribution to the Office of Local Government for the purposes of confirming that Council's reconciliation of Council's total permissible general income is presented fairly. As a result, the schedule may not be suitable for another purpose.

HILL ROGERS SPENCER STEER



BRETT HANGER
Partner

Dated at Sydney this 31st day of October 2014